



QUARTERLY REPORT OF REVENUE AND OTHER RECEIPTS
As at the Quarter Ending June 30, 2025


Department : Department of Agriculture (DA)
Agency/Entity : Bureau of Fisheries and Aquatic Resources
Operating Unit : Central Office
Organization Code (UACS) : 05 003 0100000
Fund Cluster : 01 - Regular Agency Fund

Classification/Sources of Revenue and Other Receipts	UACS CODE	REVENUE TARGET (Annual) per BESF	Actual Revenue and Other Receipts Collections					Cumulative Remittance/Deposits to Date			Variance		Remarks
			1st Quarter Ending March 31	2nd Quarter Ending June 30	3rd Quarter Ending September 30	4th Quarter Ending December 31	Total	Remittance to BTr	Deposited with AGDB	Total	Amount	%	
			4	5	6	7	8=(4+5+6+7)	9	10	11=(9+10)	12=(8-3)	13=(12/3)	
Regular Agency Fund		0.00	2,240,110.00	2,472,532.92	0.00	0.00	4,712,642.92	4,713,412.92	0.00	4,713,412.92	4,712,642.92	0 %	
Revenue Collections		0.00	1,839,021.72	1,804,659.62	0.00	0.00	3,443,681.34	3,444,451.34	0.00	3,444,451.34	3,443,681.34	0 %	
Cash Revenue		0.00	1,839,021.72	1,804,659.62	0.00	0.00	3,443,681.34	3,444,451.34	0.00	3,444,451.34	3,443,681.34	0 %	
Non-tax		0.00	1,839,021.72	1,804,659.62	0.00	0.00	3,443,681.34	3,444,451.34	0.00	3,444,451.34	3,443,681.34	0 %	
Registration Fees	4020102000	0.00	0.00	0.00	0.00	0.00	0.00	0.00	0.00	0.00	0.00	0 %	
Clearance Fees	4020104001	0.00	0.00	0.00	0.00	0.00	0.00	0.00	0.00	0.00	0.00	0 %	
Certification Fees	4020104002	0.00	0.00	40.00	0.00	0.00	40.00	40.00	0.00	40.00	40.00	0 %	
Licensing Fees	4020106000	0.00	0.00	0.00	0.00	0.00	0.00	0.00	0.00	0.00	0.00	0 %	
Analysis Fees	4020113001	0.00	122,435.00	149,090.00	0.00	0.00	271,525.00	272,200.00	0.00	272,200.00	271,525.00	0 %	
Application Fees	4020113003	0.00	0.00	0.00	0.00	0.00	0.00	0.00	0.00	0.00	0.00	0 %	
Other Processing Fees	4020113099	0.00	0.00	0.00	0.00	0.00	0.00	0.00	0.00	0.00	0.00	0 %	
Other Service Income	4020199099	0.00	0.00	0.00	0.00	0.00	0.00	0.00	0.00	0.00	0.00	0 %	
Rent/Lease Income	4020205000	0.00	870,906.00	592,507.00	0.00	0.00	1,463,413.00	1,463,413.00	0.00	1,463,413.00	1,463,413.00	0 %	
Sale of Unserviceable Property	4060102000	0.00	0.00	0.00	0.00	0.00	0.00	0.00	0.00	0.00	0.00	0 %	
Miscellaneous Income	4060999000	0.00	845,680.72	883,022.62	0.00	0.00	1,708,703.34	1,708,798.34	0.00	1,708,798.34	1,708,703.34	0 %	
Non-Revenue Collections/Other Receipts		0.00	401,088.28	887,873.30	0.00	0.00	1,288,961.58	1,288,661.58	0.00	1,288,961.58	1,288,961.58	0 %	
Cash Receipts		0.00	401,088.28	887,873.30	0.00	0.00	1,288,961.58	1,288,661.58	0.00	1,288,961.58	1,288,961.58	0 %	
Others		0.00	401,088.28	887,873.30	0.00	0.00	1,288,961.58	1,288,961.58	0.00	1,288,961.58	1,288,961.58	0 %	
Peity Cash	1010102000	0.00	52,358.01	26,589.94	0.00	0.00	78,947.95	78,947.95	0.00	78,947.95	78,947.95	0 %	
Due from National Government Agencies	1030301000	0.00	0.00	50.77	0.00	0.00	50.77	50.77	0.00	50.77	50.77	0 %	
Due from Officers and Employees	1030502000	0.00	51,106.83	1,686.34	0.00	0.00	52,793.17	52,793.17	0.00	52,793.17	52,793.17	0 %	
Other Receivables	1030599000	0.00	70,017.35	586,652.00	0.00	0.00	656,669.35	656,669.35	0.00	656,669.35	656,669.35	0 %	
Advances for Operation Expenses	1990101000	0.00	22,624.25	5,016.55	0.00	0.00	27,640.80	27,640.80	0.00	27,640.80	27,640.80	0 %	
Advances for Special Disbursing Officer	1990103000	0.00	87,241.19	220,390.90	0.00	0.00	307,632.09	307,632.09	0.00	307,632.09	307,632.09	0 %	
Advances to Officers and Employees	1990104000	0.00	117,740.65	27,486.80	0.00	0.00	145,227.45	145,227.45	0.00	145,227.45	145,227.45	0 %	
GRAND TOTAL		0.00	2,240,110.00	2,472,532.92	0.00	0.00	4,712,642.92	4,713,412.92	0.00	4,713,412.92	4,712,642.92	0 %	

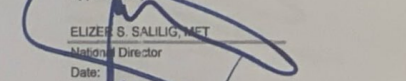
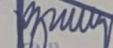
Certified Correct:


JUAN CARLOS DE VERA
Chief Accountant
Date: 
MBP

Recommending Approval By:


MARIA TERESA F. D JGUILLES
Chief, Finance and Management Division
Date:

Approved By:




ELIZABETH S. SALLIG, NET
National Director
Date: 
rom


COA BFAR Central Office
Received by: LAURICE S. QUING
Date: 8-27-25
Time: 2:50 PM



QUARTERLY REPORT OF REVENUE AND OTHER RECEIPTS
As at the Quarter Ending June 30, 2025

Department : Department of Agriculture (DA)
 Agency/Entity : Bureau of Fisheries and Aquatic Resources
 Operating Unit : Central Office
 Organization Code (UACS) : 05 003 0100000
 Fund Cluster : 03 - Special Account - Locally Funded/Domestic Grants Fund

Classification/Sources of Revenue and Other Receipts	UACS CODE	REVENUE TARGET (Annual) per BESF	Actual Revenue and Other Receipts Collections					Cumulative Remittance/Deposits to Date			Variance		Remarks
			1st Quarter Ending March 31	2nd Quarter Ending June 30	3rd Quarter Ending September 30	4th Quarter Ending December 31	Total	Remittance to BTr	Deposited with AGDB	Total	Amount	%	
			4	5	6	7	8=(4+5+6+7)	9	10	11=(9+10)	12=(8-3)	13=(12/3)	
Special Account - Locally Funded/Domestic Grants Fund		0.00	3,706,893.60	4,917,579.00	0.00	0.00	8,624,472.60	8,624,472.60	0.00	8,624,472.60	8,624,472.60	0%	
Revenue Collections		0.00	3,706,893.60	4,917,579.00	0.00	0.00	8,624,472.60	8,624,472.60	0.00	8,624,472.60	8,624,472.60	0%	
Cash Revenue		0.00	3,706,893.60	4,917,579.00	0.00	0.00	8,624,472.60	8,624,472.60	0.00	8,624,472.60	8,624,472.60	0%	
Non-Tax		0.00	3,706,893.60	4,917,579.00	0.00	0.00	8,624,472.60	8,624,472.60	0.00	8,624,472.60	8,624,472.60	0%	
Permit Fees Import	4020101001	0.00	3,258,430.00	4,124,000.00	0.00	0.00	7,382,430.00	7,382,430.00	0.00	7,382,430.00	7,382,430.00	0%	
Permit Fees Export	4020101002	0.00	1,100.00	1,200.00	0.00	0.00	2,300.00	2,300.00	0.00	2,300.00	2,300.00	0%	
Other Permit Fees	4020101099	0.00	2,900.00	14,634.00	0.00	0.00	17,534.00	17,534.00	0.00	17,534.00	17,534.00	0%	
Registration Fees	4020102000	0.00	0.00	0.00	0.00	0.00	0.00	0.00	0.00	0.00	0.00	0%	
Clearance Fees	4020104001	0.00	0.00	0.00	0.00	0.00	0.00	0.00	0.00	0.00	0.00	0%	
Certification Fees	4020104002	0.00	128,000.00	92,150.00	0.00	0.00	220,150.00	220,150.00	0.00	220,150.00	220,150.00	0%	
Licensing Fees	4020106000	0.00	4,200.00	3,200.00	0.00	0.00	7,400.00	7,400.00	0.00	7,400.00	7,400.00	0%	
Legal Fees	4020109000	0.00	0.00	0.00	0.00	0.00	0.00	0.00	0.00	0.00	0.00	0%	
Inspection Fees	4020110000	0.00	0.00	0.00	0.00	0.00	0.00	0.00	0.00	0.00	0.00	0%	
Analysis Fees	4020113001	0.00	0.00	0.00	0.00	0.00	0.00	0.00	0.00	0.00	0.00	0%	
Application Fees	4020113003	0.00	0.00	200.00	0.00	0.00	200.00	200.00	0.00	200.00	200.00	0%	
Filing Fees	4020113007	0.00	0.00	0.00	0.00	0.00	0.00	0.00	0.00	0.00	0.00	0%	
Import Processing Fees	4020113009	0.00	0.00	0.00	0.00	0.00	0.00	0.00	0.00	0.00	0.00	0%	
Other Processing Fees	4020113099	0.00	0.00	0.00	0.00	0.00	0.00	0.00	0.00	0.00	0.00	0%	
Fines and Penalties - Service Income	4020114000	0.00	311,663.60	662,195.00	0.00	0.00	993,858.60	993,858.60	0.00	993,858.60	993,858.60	0%	
Other Service Income	4020199099	0.00	0.00	0.00	0.00	0.00	0.00	0.00	0.00	0.00	0.00	0%	
Rent/Lease Income	4020205000	0.00	0.00	0.00	0.00	0.00	0.00	0.00	0.00	0.00	0.00	0%	
Sale of Unserviceable Property	4060102000	0.00	0.00	0.00	0.00	0.00	0.00	0.00	0.00	0.00	0.00	0%	
Miscellaneous Income	4060999000	0.00	600.00	0.00	0.00	0.00	600.00	600.00	0.00	600.00	600.00	0%	
GRAND TOTAL		0.00	3,706,893.60	4,917,579.00	0.00	0.00	8,624,472.60	8,624,472.60	0.00	8,624,472.60	8,624,472.60	0%	

Certified Correct:

 JUANA M. DE VERA
 Chief Accountant
 Date: 
 MBP



Recommending Approval By:

 MARIA TERESA F. DUGULES
 Chief, Finance and Management Division
 Date:

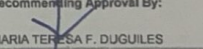
Approved By:

 ELIZARES SALLIG, MET
 National Director
 Date: 


QUARTERLY REPORT OF REVENUE AND OTHER RECEIPTS
As at the Quarter Ending June 30, 2025

Department : Department of Agriculture (DA)
 Agency/Entity : Bureau of Fisheries and Aquatic Resources
 Operating Unit : Central Office
 Organization Code (UACS) : 05 003 0100000
 Fund Cluster : 07 - Trust Receipts

Classification/Sources of Revenue and Other Receipts	UACS CODE	REVENUE TARGET (Annual) per BESF	Actual Revenue and Other Receipts Collections					Cumulative Remittance/Deposits to Date			Variance		Remarks
			1st Quarter Ending March 31	2nd Quarter Ending June 30	3rd Quarter Ending September 30	4th Quarter Ending December 31	Total	Remittance to BTR	Deposited with AGDB	Total	Amount	%	
1	2	3	4	5	6	7	8=(4+5+6+7)	9	10	11=(9+10)	12=(8-3)	13=(12/3)	14
Trust Receipts		0.00	300,500.00	1,174,147.06	0.00	0.00	1,474,647.06	0.00	1,474,647.06	1,474,647.06	1,474,647.06	0 %	
Trust Receipts Deposited with Authorized Government Depository Banks (AGDB)		0.00	300,500.00	1,174,147.06	0.00	0.00	1,474,647.06	0.00	1,474,647.06	1,474,647.06	1,474,647.06	0 %	
Trust Liabilities		0.00	300,500.00	1,037,000.00	0.00	0.00	1,337,500.00	0.00	1,337,500.00	1,337,500.00	1,337,500.00	0 %	
Other Receivables		0.00	0.00	1,900.00	0.00	0.00	1,900.00	0.00	1,900.00	1,900.00	1,900.00	0 %	
Guaranty/Security Deposits Payable		0.00	0.00	74,054.00	0.00	0.00	74,054.00	0.00	74,054.00	74,054.00	74,054.00	0 %	
Other Payables		0.00	0.00	61,193.06	0.00	0.00	61,193.06	0.00	61,193.06	61,193.06	61,193.06	0 %	
GRAND TOTAL		0.00	300,500.00	1,174,147.06	0.00	0.00	1,474,647.06	0.00	1,474,647.06	1,474,647.06	1,474,647.06	0 %	

Certified Correct:

 ESPERANZA S. DE VERA
 Chief Accountant
 Date: 

Recommending Approval By:

 MARIA TERESA F. DUGULES
 Chief, Finance and Management Division
 Date:

Approved By:

 ELIZA S. GALILIO, MFT
 National Director
 Date: 