


QUARTERLY REPORT OF REVENUE AND OTHER RECEIPTS
As at the Quarter Ending December 31, 2024


Department : Department of Agriculture (DA)
 Agency/Entity : Bureau of Fisheries and Aquatic Resources
 Operating Unit : Central Office
 Organization Code (UACS) : 05 003 0100000
 Fund Cluster : 03 - Special Account - Locally Funded/Domestic Grants Fund

| Classification/Sources of Revenue and Other Receipts | UACS CODE | REVENUE TARGET (Annual) per BESF | Actual Revenue and Other Receipts Collections | | | | | Cumulative Remittance/Deposits to Date | | | Variance | | Remarks |
|--|------------|----------------------------------|---|----------------------------|---------------------------------|--------------------------------|---------------|--|---------------------|---------------|---------------|-----------|---------|
| | | | 1st Quarter Ending March 31 | 2nd Quarter Ending June 30 | 3rd Quarter Ending September 30 | 4th Quarter Ending December 31 | Total | Remittance to BTr | Deposited with AGDB | Total | Amount | % | |
| 1 | 2 | 3 | 4 | 5 | 6 | 7 | 8=(4+5+6+7) | 9 | 10 | 11=(9+10) | 12=(8-3) | 13=(12/3) | 14 |
| Special Account - Locally Funded/Domestic Grants Fund | | 0.00 | 4,927,835.52 | 4,109,465.87 | 4,282,189.96 | 3,891,026.10 | 17,210,517.45 | 17,337,809.45 | 0.00 | 17,337,809.45 | 17,210,517.45 | 0 % | |
| Revenue Collections | | 0.00 | 4,927,835.52 | 4,109,465.87 | 4,282,189.96 | 3,891,026.10 | 17,210,517.45 | 17,337,809.45 | 0.00 | 17,337,809.45 | 17,210,517.45 | 0 % | |
| Cash Revenue | | 0.00 | 4,927,835.52 | 4,109,465.87 | 4,282,189.96 | 3,891,026.10 | 17,210,517.45 | 17,337,809.45 | 0.00 | 17,337,809.45 | 17,210,517.45 | 0 % | |
| Non-Tax | | 0.00 | 4,927,835.52 | 4,109,465.87 | 4,282,189.96 | 3,891,026.10 | 17,210,517.45 | 17,337,809.45 | 0.00 | 17,337,809.45 | 17,210,517.45 | 0 % | |
| Permit Fees Import | 4020101001 | 0.00 | 3,373,340.00 | 2,708,240.00 | 3,325,970.00 | 3,466,270.00 | 12,873,820.00 | 12,903,820.00 | 0.00 | 12,903,820.00 | 12,873,820.00 | 0 % | |
| Permit Fees Export | 4020101002 | 0.00 | 1,084,831.52 | 1,011,542.63 | 750.00 | 700.00 | 2,097,824.15 | 2,105,534.15 | 0.00 | 2,105,534.15 | 2,097,824.15 | 0 % | |
| Other Permit Fees | 4020101099 | 0.00 | 37,570.00 | 20,080.00 | 1,800.00 | 1,300.00 | 60,550.00 | 115,386.00 | 0.00 | 115,386.00 | 60,550.00 | 0 % | |
| Registration Fees | 4020102000 | 0.00 | 0.00 | 0.00 | 0.00 | 0.00 | 0.00 | 0.00 | 0.00 | 0.00 | 0.00 | 0 % | |
| Clearance Fees | 4020104001 | 0.00 | 0.00 | 0.00 | 0.00 | 0.00 | 0.00 | 3,600.00 | 0.00 | 3,600.00 | 0.00 | 0 % | |
| Certification Fees | 4020104002 | 0.00 | 375,349.00 | 255,288.00 | 40,000.00 | 40,000.00 | 711,637.00 | 714,637.00 | 0.00 | 714,637.00 | 711,637.00 | 0 % | |
| Licensing Fees | 4020106000 | 0.00 | 0.00 | 0.00 | 680,092.20 | 132,239.10 | 812,331.30 | 840,477.30 | 0.00 | 840,477.30 | 812,331.30 | 0 % | |
| Inspection Fees | 4020110000 | 0.00 | 0.00 | 0.00 | 0.00 | 0.00 | 0.00 | 0.00 | 0.00 | 0.00 | 0.00 | 0 % | |
| Analysis Fees | 4020113001 | 0.00 | 0.00 | 0.00 | 0.00 | 0.00 | 0.00 | 0.00 | 0.00 | 0.00 | 0.00 | 0 % | |
| Application Fees | 4020113003 | 0.00 | 0.00 | 0.00 | 0.00 | 300.00 | 300.00 | 300.00 | 0.00 | 300.00 | 300.00 | 0 % | |
| Other Processing Fees | 4020113099 | 0.00 | 0.00 | 0.00 | 0.00 | 0.00 | 0.00 | 0.00 | 0.00 | 0.00 | 0.00 | 0 % | |
| Fines and Penalties - Service Income | 4020114000 | 0.00 | 56,145.00 | 113,315.24 | 233,477.76 | 249,067.00 | 652,005.00 | 652,005.00 | 0.00 | 652,005.00 | 652,005.00 | 0 % | |
| Other Service Income | 4020199099 | 0.00 | 0.00 | 0.00 | 0.00 | 0.00 | 0.00 | 0.00 | 0.00 | 0.00 | 0.00 | 0 % | |
| Rent/Lease Income | 4020205000 | 0.00 | 0.00 | 0.00 | 0.00 | 0.00 | 0.00 | 0.00 | 0.00 | 0.00 | 0.00 | 0 % | |
| Sale of Unserviceable Property | 4060102000 | 0.00 | 0.00 | 0.00 | 0.00 | 0.00 | 0.00 | 0.00 | 0.00 | 0.00 | 0.00 | 0 % | |
| Miscellaneous Income | 4060999000 | 0.00 | 600.00 | 0.00 | 300.00 | 1,150.00 | 2,050.00 | 2,050.00 | 0.00 | 2,050.00 | 2,050.00 | 0 % | |
| GRAND TOTAL | | 0.00 | 4,927,835.52 | 4,109,465.87 | 4,282,189.96 | 3,891,026.10 | 17,210,517.45 | 17,337,809.45 | 0.00 | 17,337,809.45 | 17,210,517.45 | 0 % | |

Certified Correct:

 JOSEPH S. DE VERA
 Chief Accountant
 Date: *Adc*

Recommending Approval By:

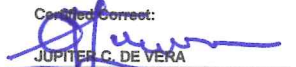
 MA. VERES H. DIGUILES
 Chief, Finance and Management Division
 Date:

Approved By:

 ELIZER S. SALILIG-MET
 National Director
 Date: *ZPE*

**QUARTERLY REPORT OF REVENUE AND OTHER RECEIPTS
As at the Quarter Ending December 31, 2024**


Department : Department of Agriculture (DA)
 Agency/Entity : Bureau of Fisheries and Aquatic Resources
 Operating Unit : Central Office
 Organization Code (UACS) : 05 003 0100000
 Fund Cluster : 07 - Trust Receipts

| Classification/Sources of Revenue and Other Receipts | UACS CODE | REVENUE TARGET (Annual) per BESF | Actual Revenue and Other Receipts Collections | | | | | Cumulative Remittance/Deposits to Date | | | Variance | | Remarks |
|---|-----------|----------------------------------|---|----------------------------|---------------------------------|--------------------------------|--------------|--|---------------------|--------------|--------------|-----------|---------|
| | | | 1st Quarter Ending March 31 | 2nd Quarter Ending June 30 | 3rd Quarter Ending September 30 | 4th Quarter Ending December 31 | Total | Remittance to BTr | Deposited with AGDB | Total | Amount | % | |
| 1 | 2 | 3 | 4 | 5 | 6 | 7 | 8=(4+5+6+7) | 9 | 10 | 11=(9+10) | 12=(8-3) | 13=(12/3) | 14 |
| Trust Receipts | | 0.00 | 4,031,866.07 | 504,668.03 | 1,125,550.00 | 706,500.00 | 6,368,584.10 | 4,256,122.02 | 2,116,140.83 | 6,372,262.85 | 6,368,584.10 | 0% | |
| Other Trust Receipts Deposited with the National Treasury | | 0.00 | 4,031,866.07 | 230,577.20 | (10,000.00) | 0.00 | 4,252,443.27 | 4,256,122.02 | 0.00 | 4,256,122.02 | 4,252,443.27 | 0% | |
| Trust Liabilities | | 0.00 | 771,000.00 | 127,500.00 | (10,000.00) | 0.00 | 888,500.00 | 888,500.00 | 0.00 | 888,500.00 | 888,500.00 | 0% | |
| Guaranty/Security Deposits Payable | | 0.00 | 0.00 | 93,077.20 | 0.00 | 0.00 | 93,077.20 | 96,755.95 | 0.00 | 96,755.95 | 93,077.20 | 0% | |
| Other Payables | | 0.00 | 3,260,866.07 | 0.00 | 0.00 | 0.00 | 3,260,866.07 | 3,260,866.07 | 0.00 | 3,260,866.07 | 3,260,866.07 | 0% | |
| Due to Other Funds | | 0.00 | 0.00 | 10,000.00 | (10,000.00) | 0.00 | 0.00 | 0.00 | 0.00 | 0.00 | 0.00 | 0% | |
| Miscellaneous Income | | 0.00 | 0.00 | 0.00 | 0.00 | 0.00 | 0.00 | 0.00 | 0.00 | 0.00 | 0.00 | 0% | |
| Receivables - Disallowances/Charges | | 0.00 | 0.00 | 0.00 | 10,000.00 | 0.00 | 10,000.00 | 10,000.00 | 0.00 | 10,000.00 | 10,000.00 | 0% | |
| Trust Receipts Deposited with Authorized Government Depository Banks (AGDB) | | 0.00 | 0.00 | 274,090.83 | 1,135,550.00 | 706,500.00 | 2,116,140.83 | 0.00 | 2,116,140.83 | 2,116,140.83 | 2,116,140.83 | 0% | |
| Advances for Special Disbursing Officer | | 0.00 | 0.00 | 1,090.83 | 0.00 | 0.00 | 1,090.83 | 0.00 | 1,090.83 | 1,090.83 | 1,090.83 | 0% | |
| Trust Liabilities | | 0.00 | 0.00 | 273,000.00 | 1,135,500.00 | 706,500.00 | 2,115,000.00 | 0.00 | 2,115,000.00 | 2,115,000.00 | 2,115,000.00 | 0% | |
| Miscellaneous Income | | 0.00 | 0.00 | 0.00 | 50.00 | 0.00 | 50.00 | 0.00 | 50.00 | 50.00 | 50.00 | 0% | |
| GRAND TOTAL | | 0.00 | 4,031,866.07 | 504,668.03 | 1,125,550.00 | 706,500.00 | 6,368,584.10 | 4,256,122.02 | 2,116,140.83 | 6,372,262.85 | 6,368,584.10 | 0% | |

Certified Correct:

 JUPITER C. DE VERA
 Chief Accountant
 Date: *alc*

Recommending Approval By:

 MA. TERESA F. DUGUILES
 Chief, Finance and Management Division
 Date:

Approved By:

 ELIZER S. SALILIG, MFT
 National Director
 Date: *ZRP*

QUARTERLY REPORT OF REVENUE AND OTHER RECEIPTS
As at the Quarter Ending December 31, 2024

Department : Department of Agriculture (DA)
 Agency/Entity : Bureau of Fisheries and Aquatic Resources
 Operating Unit : Central Office
 Organization Code (UACS) : 05 003 0100000
 Fund Cluster : 01 - Regular Agency Fund

| Classification/Sources of Revenue and Other Receipts | UACS CODE | REVENUE TARGET (Annual) per BESF | Actual Revenue and Other Receipts Collections | | | | | Cumulative Remittance/Deposits to Date | | | Variance | | Remarks |
|--|------------|----------------------------------|---|----------------------------|---------------------------------|--------------------------------|---------------|--|---------------------|---------------|---------------|-----------|---------|
| | | | 1st Quarter Ending March 31 | 2nd Quarter Ending June 30 | 3rd Quarter Ending September 30 | 4th Quarter Ending December 31 | Total | Remittance to BTr | Deposited with AGDB | Total | Amount | % | |
| 1 | 2 | 3 | 4 | 5 | 6 | 7 | 8=(4+5+6+7) | 9 | 10 | 11=(9+10) | 12=(8-3) | 13=(12/3) | 14 |
| Regular Agency Fund | | 0.00 | 4,899,126.26 | 2,154,737.40 | 1,232,768.79 | 3,627,546.39 | 11,914,178.84 | 12,253,518.84 | 0.00 | 12,253,518.84 | 11,914,178.84 | 0 % | |
| Revenue Collections | | 0.00 | 3,867,174.59 | 1,435,412.80 | 1,085,979.81 | 1,557,922.00 | 7,946,489.20 | 7,946,979.20 | 0.00 | 7,946,979.20 | 7,946,489.20 | 0 % | |
| Cash Revenue | | 0.00 | 3,867,174.59 | 1,435,412.80 | 1,085,979.81 | 1,557,922.00 | 7,946,489.20 | 7,946,979.20 | 0.00 | 7,946,979.20 | 7,946,489.20 | 0 % | |
| Non-Tax | | 0.00 | 3,867,174.59 | 1,435,412.80 | 1,085,979.81 | 1,557,922.00 | 7,946,489.20 | 7,946,979.20 | 0.00 | 7,946,979.20 | 7,946,489.20 | 0 % | |
| Registration Fees | 4020102000 | 0.00 | 0.00 | 0.00 | 0.00 | 0.00 | 0.00 | 0.00 | 0.00 | 0.00 | 0.00 | 0 % | |
| Clearance Fees | 4020104001 | 0.00 | 0.00 | 0.00 | 0.00 | 0.00 | 0.00 | 0.00 | 0.00 | 0.00 | 0.00 | 0 % | |
| Certification Fees | 4020104002 | 0.00 | 0.00 | 0.00 | 0.00 | 0.00 | 0.00 | 0.00 | 0.00 | 0.00 | 0.00 | 0 % | |
| Licensing Fees | 4020106000 | 0.00 | 0.00 | 0.00 | 0.00 | 0.00 | 0.00 | 0.00 | 0.00 | 0.00 | 0.00 | 0 % | |
| Analysis Fees | 4020113001 | 0.00 | 159,205.00 | 91,520.00 | 116,480.00 | 106,570.00 | 473,775.00 | 473,775.00 | 0.00 | 473,775.00 | 473,775.00 | 0 % | |
| Application Fees | 4020113003 | 0.00 | 0.00 | 0.00 | 0.00 | 0.00 | 0.00 | 0.00 | 0.00 | 0.00 | 0.00 | 0 % | |
| Other Processing Fees | 4020113099 | 0.00 | 0.00 | 0.00 | 0.00 | 0.00 | 0.00 | 0.00 | 0.00 | 0.00 | 0.00 | 0 % | |
| Other Service Income | 4020199099 | 0.00 | 0.00 | 0.00 | 0.00 | 0.00 | 0.00 | 0.00 | 0.00 | 0.00 | 0.00 | 0 % | |
| Rent/Lease Income | 4020205000 | 0.00 | 2,616,196.24 | 74,700.00 | 709,515.12 | 487,492.00 | 3,887,903.36 | 3,887,903.36 | 0.00 | 3,887,903.36 | 3,887,903.36 | 0 % | |
| Sale of Unserviceable Property | 4060102000 | 0.00 | 0.00 | 0.00 | 0.00 | 0.00 | 0.00 | 0.00 | 0.00 | 0.00 | 0.00 | 0 % | |
| Miscellaneous Income | 4060999000 | 0.00 | 1,091,773.35 | 1,269,192.80 | 259,984.69 | 963,860.00 | 3,584,810.84 | 3,585,300.84 | 0.00 | 3,585,300.84 | 3,584,810.84 | 0 % | |
| Non-Revenue Collections/Other Receipts | | 0.00 | 1,031,951.67 | 719,324.60 | 146,788.98 | 2,069,624.39 | 3,967,689.64 | 4,306,539.64 | 0.00 | 4,306,539.64 | 3,967,689.64 | 0 % | |
| Cash Receipts | | 0.00 | 1,031,951.67 | 719,324.60 | 146,788.98 | 2,069,624.39 | 3,967,689.64 | 4,306,539.64 | 0.00 | 4,306,539.64 | 3,967,689.64 | 0 % | |
| Others | | 0.00 | 1,031,951.67 | 719,324.60 | 146,788.98 | 2,069,624.39 | 3,967,689.64 | 4,306,539.64 | 0.00 | 4,306,539.64 | 3,967,689.64 | 0 % | |
| Petty Cash | 1010102000 | 0.00 | 24,411.34 | 21,732.85 | 9,150.59 | 531.13 | 55,825.91 | 55,825.91 | 0.00 | 55,825.91 | 55,825.91 | 0 % | |
| Due from National Government Agencies | 1030301000 | 0.00 | 0.00 | 419,006.56 | 0.00 | 0.00 | 419,006.56 | 419,006.56 | 0.00 | 419,006.56 | 419,006.56 | 0 % | |
| Receivables - Disallowances/Charges | 1030501000 | 0.00 | 30,306.70 | 64,936.43 | 0.00 | 0.00 | 95,243.13 | 95,243.13 | 0.00 | 95,243.13 | 95,243.13 | 0 % | |
| Due from Officers and Employees | 1030502000 | 0.00 | 0.00 | 55,114.45 | 25,623.80 | 448.45 | 81,186.70 | 81,186.70 | 0.00 | 81,186.70 | 81,186.70 | 0 % | |
| Due from Non-Government Organizations/People's Organizations | 1030503000 | 0.00 | 5,802.50 | 0.00 | 79,126.03 | 0.00 | 84,928.53 | 84,928.53 | 0.00 | 84,928.53 | 84,928.53 | 0 % | |
| Other Receivables | 1030599000 | 0.00 | 885,855.70 | 110,039.72 | 15,299.85 | 496,555.42 | 1,507,750.69 | 1,507,750.69 | 0.00 | 1,507,750.69 | 1,507,750.69 | 0 % | |
| Advances for Operation Expenses | 1990101000 | 0.00 | 22,619.82 | 2,405.19 | 344.73 | 54,407.11 | 79,776.85 | 79,776.85 | 0.00 | 79,776.85 | 79,776.85 | 0 % | |
| Advances for Special Disbursing Officer | 1990103000 | 0.00 | 53,595.04 | 31,089.40 | 14,023.50 | 26,815.98 | 125,523.92 | 125,523.92 | 0.00 | 125,523.92 | 125,523.92 | 0 % | |
| Advances to Officers and Employees | 1990104000 | 0.00 | 9,380.57 | 0.00 | 18,220.48 | 131,416.30 | 158,997.35 | 158,997.35 | 0.00 | 158,997.35 | 158,997.35 | 0 % | |
| Due to Other Funds | 2030105000 | 0.00 | 0.00 | 15,000.00 | (15,000.00) | 0.00 | 0.00 | 0.00 | 0.00 | 0.00 | 0.00 | 0 % | |
| Other Unearned Revenue | 2050299000 | 0.00 | 0.00 | 0.00 | 0.00 | 1,359,450.00 | 1,359,450.00 | 1,698,300.00 | 0.00 | 1,698,300.00 | 1,359,450.00 | 0 % | |
| GRAND TOTAL | | 0.00 | 4,899,126.26 | 2,154,737.40 | 1,232,768.79 | 3,627,546.39 | 11,914,178.84 | 12,253,518.84 | 0.00 | 12,253,518.84 | 11,914,178.84 | 0 % | |

Certified Correct:

 WALTER C. DE VERA
 Chief Accountant
 Date: 

Recommending Approval By:

 MA. TERESA F. DUGUILES
 Chief, Finance and Management Division
 Date: _____

Approved By:

 ELIZER S. SALILIG, MFT
 National Director
 Date: _____

020020496FD