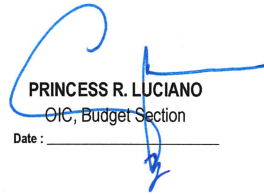



MFO/PAP	APPROPRIATIONS			ALLOTMENTS				OBLIGATIONS					DISBURSEMENTS					BALANCES		
	Authorized Appropriation	Adjustments (Modifications/ Augmentations)	Adjusted Total Allotments	Allotment Received	Adjustments (Modifications/ Augmentations)	Transfer from/to	Adjusted Total Allotments	1st Quarter Ending March 31	2nd Quarter Ending June 30	3rd Quarter Ending September 30	4TH Quarter Ending December 31	Total	1st Quarter Ending March 31	2nd Quarter Ending June 30	3rd Quarter Ending September 30	4TH Quarter Ending December 31	Total	Unreleased Appropriations	Unobligated Allotment	Unpaid Obligation
GENERAL ADMINISTRATION AND SUPPORT SERVICES	1,065.70	-	1,065.70	1,065.70	-	-	1,065.70	-	-	-	-	-	-	-	-	-	-	-	1,065.70	-
100000100001 - General Management and Supervision	1,065.70	-	1,065.70	1,065.70	-	-	1,065.70	-	-	-	-	-	-	-	-	-	-	-	1,065.70	-
02 - MAINTENANCE AND OTHER OPERATING SERVICES	1,065.70	-	1,065.70	1,065.70	-	-	1,065.70	-	-	-	-	-	-	-	-	-	-	-	1,065.70	-
Sub-Total, General Administration and Support	1,065.70	-	1,065.70	1,065.70	-	-	1,065.70	-	-	-	-	-	-	-	-	-	-	-	1,065.70	-
02 - MAINTENANCE AND OTHER OPERATING SERVICES	1,065.70	-	1,065.70	1,065.70	-	-	1,065.70	-	-	-	-	-	-	-	-	-	-	-	1,065.70	-
SUPPORT TO OPERATION	2,241.65	-	2,241.65	2,241.65	-	-	2,241.65	-	-	-	-	-	-	-	-	-	-	-	2,241.65	-
200000100001 - Development of Organizational Policies, Plans and Procedures	36.65	-	36.65	36.65	-	-	36.65	-	-	-	-	-	-	-	-	-	-	-	36.65	-
02 - MAINTENANCE AND OTHER OPERATING SERVICES	36.65	-	36.65	36.65	-	-	36.65	-	-	-	-	-	-	-	-	-	-	-	36.65	-
200000100002 - Research and Development	2,205.00	-	2,205.00	2,205.00	-	-	2,205.00	-	-	-	-	-	-	-	-	-	-	-	2,205.00	-
02 - MAINTENANCE AND OTHER OPERATING SERVICES	2,205.00	-	2,205.00	2,205.00	-	-	2,205.00	-	-	-	-	-	-	-	-	-	-	-	2,205.00	-
200000100003 - Legal and Advisory Services	-	-	-	-	-	-	-	-	-	-	-	-	-	-	-	-	-	-	-	-
02 - MAINTENANCE AND OTHER OPERATING SERVICES	-	-	-	-	-	-	-	-	-	-	-	-	-	-	-	-	-	-	-	-
Sub-Total, Support to Operations	2,241.65	-	2,241.65	2,241.65	-	-	2,241.65	-	-	-	-	-	-	-	-	-	-	-	2,241.65	-
02 - MAINTENANCE AND OTHER OPERATING SERVICES	2,241.65	-	2,241.65	2,241.65	-	-	2,241.65	-	-	-	-	-	-	-	-	-	-	-	2,241.65	-
300000000 - OPERATIONS	583,413.75	-	583,413.75	583,413.75	-	-	583,413.75	4,000.00	-	-	-	4,000.00	-	-	-	-	-	-	579,413.75	4,000.00
Productivity in Fisheries Sector Within Ecological Limits Increased	583,413.75	-	583,413.75	583,413.75	-	-	583,413.75	4,000.00	-	-	-	4,000.00	-	-	-	-	-	-	579,413.75	4,000.00
FISHERIES DEVELOPMENT PROGRAM	-	-	-	-	-	-	-	-	-	-	-	-	-	-	-	-	-	-	-	-
CAPTURE FISHERIES SUB-PROGRAM	-	-	-	-	-	-	-	-	-	-	-	-	-	-	-	-	-	-	-	-
310101100001 - Fishing Gear / Paraphernalia Distribution	-	-	-	-	-	-	-	-	-	-	-	-	-	-	-	-	-	-	-	-
02 - MAINTENANCE AND OTHER OPERATING SERVICES	-	-	-	-	-	-	-	-	-	-	-	-	-	-	-	-	-	-	-	-
AQUACULTURE SUB-PROGRAM	-	-	-	-	-	-	-	-	-	-	-	-	-	-	-	-	-	-	-	-
310102100001 - Fisheries Production and Distribution	-	-	-	-	-	-	-	-	-	-	-	-	-	-	-	-	-	-	-	-
02 - MAINTENANCE AND OTHER OPERATING SERVICES	-	-	-	-	-	-	-	-	-	-	-	-	-	-	-	-	-	-	-	-
310102100002 - Operation and Management of Production Facilities	-	-	-	-	-	-	-	-	-	-	-	-	-	-	-	-	-	-	-	-
02 - MAINTENANCE AND OTHER OPERATING SERVICES	-	-	-	-	-	-	-	-	-	-	-	-	-	-	-	-	-	-	-	-
POST-HARVEST SUB-PROGRAM	-	-	-	-	-	-	-	-	-	-	-	-	-	-	-	-	-	-	-	-
310103100001 - Provision of Fishery On-Farm Equipment and Post-Harvest Facilities	-	-	-	-	-	-	-	-	-	-	-	-	-	-	-	-	-	-	-	-
02 - MAINTENANCE AND OTHER OPERATING SERVICES	-	-	-	-	-	-	-	-	-	-	-	-	-	-	-	-	-	-	-	-
MARKET DEVELOPMENT SUB-PROGRAM	-	-	-	-	-	-	-	-	-	-	-	-	-	-	-	-	-	-	-	-
310104100001 - Market Development Services	-	-	-	-	-	-	-	-	-	-	-	-	-	-	-	-	-	-	-	-
02 - MAINTENANCE AND OTHER OPERATING SERVICES	-	-	-	-	-	-	-	-	-	-	-	-	-	-	-	-	-	-	-	-
FISHERIES REGULATORY AND LAW ENFORCEMENT PROGRAM	583,413.75	-	583,413.75	583,413.75	-	-	583,413.75	4,000.00	-	-	-	4,000.00	-	-	-	-	-	-	579,413.75	4,000.00
310200100001 - Monitoring, Control and Surveillance	102,752.22	-	102,752.22	102,752.22	-	-	102,752.22	4,000.00	-	-	-	4,000.00	-	-	-	-	-	-	98,752.22	4,000.00
02 - MAINTENANCE AND OTHER OPERATING SERVICES	102,752.22	-	102,752.22	102,752.22	-	-	102,752.22	4,000.00	-	-	-	4,000.00	-	-	-	-	-	-	98,752.22	4,000.00
310200100002 Quality Control and Surveillance	-	-	-	-	-	-	-	-	-	-	-	-	-	-	-	-	-	-	-	-
02 - MAINTENANCE AND OTHER OPERATING SERVICES	-	-	-	-	-	-	-	-	-	-	-	-	-	-	-	-	-	-	-	-
310200100003 Quarantine, Registration & Licensing	1,264.94	-	1,264.94	1,264.94	-	-	1,264.94	-	-	-	-	-	-	-	-	-	-	-	1,264.94	-
02 - MAINTENANCE AND OTHER OPERATING SERVICES	1,264.94	-	1,264.94	1,264.94	-	-	1,264.94	-	-	-	-	-	-	-	-	-	-	-	1,264.94	-
310200100004 Coastal & Inland fisheries resource management	479,396.59	-	479,396.59	479,396.59	-	-	479,396.59	-	-	-	-	-	-	-	-	-	-	-	479,396.59	-
02 - MAINTENANCE AND OTHER OPERATING SERVICES	479,396.59	-	479,396.59	479,396.59	-	-	479,396.59	-	-	-	-	-	-	-	-	-	-	-	479,396.59	-
FISHERIES EXTENSION PROGRAM	-	-	-	-	-	-	-	-	-	-	-	-	-	-	-	-	-	-	-	-
310300100001 Extension Support, Education and Training Services (ESETS)	-	-	-	-	-	-	-	-	-	-	-	-	-	-	-	-	-	-	-	-
02 - MAINTENANCE AND OTHER OPERATING SERVICES	-	-	-	-	-	-	-	-	-	-	-	-	-	-	-	-	-	-	-	-
FISHERIES POLICY PROGRAM	-	-	-	-	-	-	-	-	-	-	-	-	-	-	-	-	-	-	-	-
310400100001 Formulation, monitoring and evaluation of policies, plans and programs	-	-	-	-	-	-	-	-	-	-	-	-	-	-	-	-	-	-	-	-
02 - MAINTENANCE AND OTHER OPERATING SERVICES	-	-	-	-	-	-	-	-	-	-	-	-	-	-	-	-	-	-	-	-
Sub-Total, Operations	583,413.75	-	583,413.75	583,413.75	-	-	583,413.75	4,000.00	-	-	-	4,000.00	-	-	-	-	-	-	579,413.75	4,000.00
02 - MAINTENANCE AND OTHER OPERATING SERVICES	583,413.75	-	583,413.75	583,413.75	-	-	583,413.75	4,000.00	-	-	-	4,000.00	-	-	-	-	-	-	579,413.75	4,000.00
Total, WILDLIFE MANAGEMENT FUND (WMF)	586,721.10	-	586,721.10	586,721.10	-	-	586,721.10	4,000.00	-	-	-	4,000.00	-	-	-	-	-	-	582,721.10	4,000.00
02 - MAINTENANCE AND OTHER OPERATING SERVICES	586,721.10	-	586,721.10	586,721.10	-	-	586,721.10	4,000.00	-	-	-	4,000.00	-	-	-	-	-	-	582,721.10	4,000.00
FISHERIES MANAGEMENT FUND (FMF)	422,217.02	-	422,217.02	422,217.02	-	-	422,217.02	-	-	-	-	-	-	-	-	-	-	-	422,217.02	-
SUPPORT TO OPERATION	1,590.00	-	1,590.00	1,590.00	-	-	1,590.00	-	-	-	-	-	-	-	-	-	-	-	422,217.02	-


MFO/PAP	APPROPRIATIONS			ALLOTMENTS				OBLIGATIONS					DISBURSEMENTS				BALANCES				
	Authorized Appropriation	Adjustments (Modifications/ Augmentations)	Adjusted Total Allotments	Allotment Received	Adjustments (Modifications/ Augmentations)	Transfer from/to	Adjusted Total Allotments	1st Quarter Ending March 31	2nd Quarter Ending June 30	3rd Quarter Ending September 30	4TH Quarter Ending December 31	Total	1st Quarter Ending March 31	2nd Quarter Ending June 30	3rd Quarter Ending September 30	4TH Quarter Ending December 31	Total	Unreleased Appropriations	Unobligated Allotment	Unpaid Obligation	
II. GRAND TOTAL PRIOR YEAR APPROPRIATIONS	374,930,009.64	(0.00)	374,930,009.64	374,930,009.64	0.00	-	374,930,009.64	53,790,358.54	-	-	-	53,790,358.54	8,490,953.94	-	-	-	8,490,953.94	-	221,139,651.10	43,499,404.60	-
02 - MAINTENANCE AND OTHER OPERATING SERVICES	157,735,394.28	(0.00)	157,735,394.28	157,735,394.28	0.00	-	157,735,394.28	45,302,776.35	-	-	-	45,302,776.35	8,157,625.09	-	-	-	8,157,625.09	-	112,432,617.93	37,145,151.26	-
03 - FINANCIAL EXPENSES	-	-	-	-	-	-	-	-	-	-	-	-	-	-	-	-	-	-	-	-	-
04 - CAPITAL OUTLAY	217,194,615.36	(0.00)	217,194,615.36	217,194,615.36	(0.00)	-	217,194,615.36	8,487,582.19	-	-	-	8,487,582.19	333,328.85	-	-	-	333,328.85	-	208,707,033.17	6,354,253.34	-
GRAND TOTAL	10,171,304,009.64	(0.00)	10,171,304,009.64	10,108,304,009.64	(0.00)	-	10,108,304,009.64	1,875,037,134.56	-	-	-	1,875,037,134.56	844,140,166.87	-	-	-	844,140,166.87	63,000,000.00	8,233,266,875.08	1,030,896,967.69	-

Certified Correct:


PRINCESS R. LUCIANO
 OIC, Budget Section
 Date : _____


JUPITER C. DE VERA
 OIC, Chief Accountant
 Date : _____


MA. TERESA F. DUGULES
 Chief, Finance and Management Division
 Date : _____


ISIDRO M. VELAYO, JR., MDM
 Officer-in-Charge, National Director
 Date : _____