

MONTHLY REPORT OF DISBURSEMENTS
For the month of January 2024

Department : Department of Agriculture (DA)
Agency/Entity : Bureau of Fisheries and Aquatic Resources
Operating Unit : Central Office
Organization Code (UACS) : 05 003 0100600
Fund Cluster : 01 - Regular Agency Fund

| Particulars | Current Year Budget | | | | | Prior Year's Accounts Payable | | | | | Current Year's Accounts Payable | | | | | SUB-TOTAL | Trust Liabilities | | | Grand Total | | | Remarks | | | | | |
|--|---------------------|---------------|-------|------|---------------|-------------------------------|---------------|-------|---------------|---------------|---------------------------------|------|-------|------|-----------|---------------|-------------------|------|------|-------------|------|---------------|---------------|------|---------------|----------------|------|---------------|
| | PS | MOOE | FinEx | CO | TOTAL | PS | MOOE | FinEx | CO | Sub-Total | PS | MOOE | FinEx | CO | Sub-Total | | PS | MOOE | CO | TOTAL | PS | MOOE | | CO | TOTAL | | | |
| | 1 | 2 | 3 | 4 | 5 | 6 | 7 | 8 | 9 | 10 | 11 | 12 | 13 | 14 | 15 | | 16 | 17 | 18 | 19 | 20 | 21 | | 22 | 23 | 24 | 25 | 26 |
| CASH DISBURSEMENTS | 13,869,130.64 | 69,315,918.34 | 0.00 | 0.00 | 83,185,048.98 | 266,718.31 | 7,505,102.95 | 0.00 | 0.00 | 7,771,821.26 | 0.00 | 0.00 | 0.00 | 0.00 | 0.00 | 7,771,821.26 | 90,957,370.24 | 0.00 | 0.00 | 0.00 | 0.00 | 14,138,348.95 | 73,821,021.29 | 0.00 | 0.00 | 0.00 | 0.00 | 90,957,370.24 |
| Notice of Cash Allocation (NCA) | 13,869,130.64 | 69,315,918.34 | 0.00 | 0.00 | 83,185,048.98 | 266,718.31 | 7,505,102.95 | 0.00 | 0.00 | 7,771,821.26 | 0.00 | 0.00 | 0.00 | 0.00 | 0.00 | 7,771,821.26 | 90,957,370.24 | 0.00 | 0.00 | 0.00 | 0.00 | 14,138,348.95 | 73,821,021.29 | 0.00 | 0.00 | 0.00 | 0.00 | 90,957,370.24 |
| MDS Checks Issued | 5,431,677.50 | 12,280,794.93 | 0.00 | 0.00 | 17,712,472.43 | 0.00 | 3,936,216.95 | 0.00 | 0.00 | 3,936,216.95 | 0.00 | 0.00 | 0.00 | 0.00 | 0.00 | 3,936,216.95 | 21,848,989.38 | 0.00 | 0.00 | 0.00 | 0.00 | 5,431,977.50 | 13,217,011.88 | 0.00 | 0.00 | 0.00 | 0.00 | 21,848,989.38 |
| Advice to Debit Account | 6,437,653.14 | 57,035,123.41 | 0.00 | 0.00 | 63,472,776.55 | 266,718.31 | 3,568,886.00 | 0.00 | 0.00 | 3,835,604.31 | 0.00 | 0.00 | 0.00 | 0.00 | 0.00 | 3,835,604.31 | 69,308,380.08 | 0.00 | 0.00 | 0.00 | 0.00 | 8,704,371.45 | 63,604,008.63 | 0.00 | 0.00 | 0.00 | 0.00 | 69,308,380.08 |
| Notice of Transfer Allocations (NTA) | 0.00 | 0.00 | 0.00 | 0.00 | 0.00 | 0.00 | 0.00 | 0.00 | 0.00 | 0.00 | 0.00 | 0.00 | 0.00 | 0.00 | 0.00 | 0.00 | 0.00 | 0.00 | 0.00 | 0.00 | 0.00 | 0.00 | 0.00 | 0.00 | 0.00 | 0.00 | 0.00 | 0.00 |
| MDS Checks Issued | 0.00 | 0.00 | 0.00 | 0.00 | 0.00 | 0.00 | 0.00 | 0.00 | 0.00 | 0.00 | 0.00 | 0.00 | 0.00 | 0.00 | 0.00 | 0.00 | 0.00 | 0.00 | 0.00 | 0.00 | 0.00 | 0.00 | 0.00 | 0.00 | 0.00 | 0.00 | 0.00 | 0.00 |
| Advice to Debit Account | 0.00 | 0.00 | 0.00 | 0.00 | 0.00 | 0.00 | 0.00 | 0.00 | 0.00 | 0.00 | 0.00 | 0.00 | 0.00 | 0.00 | 0.00 | 0.00 | 0.00 | 0.00 | 0.00 | 0.00 | 0.00 | 0.00 | 0.00 | 0.00 | 0.00 | 0.00 | 0.00 | 0.00 |
| Working Fund for FAPs | 0.00 | 0.00 | 0.00 | 0.00 | 0.00 | 0.00 | 0.00 | 0.00 | 0.00 | 0.00 | 0.00 | 0.00 | 0.00 | 0.00 | 0.00 | 0.00 | 0.00 | 0.00 | 0.00 | 0.00 | 0.00 | 0.00 | 0.00 | 0.00 | 0.00 | 0.00 | 0.00 | 0.00 |
| Cash Disbursement Ceiling (CDC) | 0.00 | 0.00 | 0.00 | 0.00 | 0.00 | 0.00 | 0.00 | 0.00 | 0.00 | 0.00 | 0.00 | 0.00 | 0.00 | 0.00 | 0.00 | 0.00 | 0.00 | 0.00 | 0.00 | 0.00 | 0.00 | 0.00 | 0.00 | 0.00 | 0.00 | 0.00 | 0.00 | 0.00 |
| TOTAL CASH DISBURSEMENTS | 13,869,130.64 | 69,315,918.34 | 0.00 | 0.00 | 83,185,048.98 | 266,718.31 | 7,505,102.95 | 0.00 | 0.00 | 7,771,821.26 | 0.00 | 0.00 | 0.00 | 0.00 | 0.00 | 7,771,821.26 | 90,957,370.24 | 0.00 | 0.00 | 0.00 | 0.00 | 14,138,348.95 | 73,821,021.29 | 0.00 | 0.00 | 0.00 | 0.00 | 90,957,370.24 |
| NON-CASH DISBURSEMENTS | 0.00 | 0.00 | 0.00 | 0.00 | 0.00 | 1,822,950.42 | 9,033,082.81 | 0.00 | 11,579,278.42 | 22,235,311.65 | 0.00 | 0.00 | 0.00 | 0.00 | 0.00 | 22,235,311.65 | 22,235,311.65 | 0.00 | 0.00 | 0.00 | 0.00 | 1,822,950.42 | 9,033,082.81 | 0.00 | 11,579,278.42 | 22,235,311.65 | | |
| Tax Remittance Advances Issued (TRA) | 0.00 | 0.00 | 0.00 | 0.00 | 0.00 | 1,822,950.42 | 9,033,082.81 | 0.00 | 11,579,278.42 | 22,235,311.65 | 0.00 | 0.00 | 0.00 | 0.00 | 0.00 | 22,235,311.65 | 22,235,311.65 | 0.00 | 0.00 | 0.00 | 0.00 | 1,822,950.42 | 9,033,082.81 | 0.00 | 11,579,278.42 | 22,235,311.65 | | |
| Non-Cash Availment Authority (NCAA) | 0.00 | 0.00 | 0.00 | 0.00 | 0.00 | 0.00 | 0.00 | 0.00 | 0.00 | 0.00 | 0.00 | 0.00 | 0.00 | 0.00 | 0.00 | 0.00 | 0.00 | 0.00 | 0.00 | 0.00 | 0.00 | 0.00 | 0.00 | 0.00 | 0.00 | 0.00 | 0.00 | 0.00 |
| Disbursements effected through outright deductions from claims (please specify...) | 0.00 | 0.00 | 0.00 | 0.00 | 0.00 | 0.00 | 0.00 | 0.00 | 0.00 | 0.00 | 0.00 | 0.00 | 0.00 | 0.00 | 0.00 | 0.00 | 0.00 | 0.00 | 0.00 | 0.00 | 0.00 | 0.00 | 0.00 | 0.00 | 0.00 | 0.00 | 0.00 | 0.00 |
| Overpayment of expenses (e.g. personnel benefits) | 0.00 | 0.00 | 0.00 | 0.00 | 0.00 | 0.00 | 0.00 | 0.00 | 0.00 | 0.00 | 0.00 | 0.00 | 0.00 | 0.00 | 0.00 | 0.00 | 0.00 | 0.00 | 0.00 | 0.00 | 0.00 | 0.00 | 0.00 | 0.00 | 0.00 | 0.00 | 0.00 | 0.00 |
| Restitutor for loss of government property | 0.00 | 0.00 | 0.00 | 0.00 | 0.00 | 0.00 | 0.00 | 0.00 | 0.00 | 0.00 | 0.00 | 0.00 | 0.00 | 0.00 | 0.00 | 0.00 | 0.00 | 0.00 | 0.00 | 0.00 | 0.00 | 0.00 | 0.00 | 0.00 | 0.00 | 0.00 | 0.00 | 0.00 |
| Liquidated damages and similar claims | 0.00 | 0.00 | 0.00 | 0.00 | 0.00 | 0.00 | 0.00 | 0.00 | 0.00 | 0.00 | 0.00 | 0.00 | 0.00 | 0.00 | 0.00 | 0.00 | 0.00 | 0.00 | 0.00 | 0.00 | 0.00 | 0.00 | 0.00 | 0.00 | 0.00 | 0.00 | 0.00 | 0.00 |
| Others (e.g. TEF, BTr, Docs Stamp, etc.) | 0.00 | 0.00 | 0.00 | 0.00 | 0.00 | 0.00 | 0.00 | 0.00 | 0.00 | 0.00 | 0.00 | 0.00 | 0.00 | 0.00 | 0.00 | 0.00 | 0.00 | 0.00 | 0.00 | 0.00 | 0.00 | 0.00 | 0.00 | 0.00 | 0.00 | 0.00 | 0.00 | 0.00 |
| TOTAL NON-CASH DISBURSEMENTS | 0.00 | 0.00 | 0.00 | 0.00 | 0.00 | 1,822,950.42 | 9,033,082.81 | 0.00 | 11,579,278.42 | 22,235,311.65 | 0.00 | 0.00 | 0.00 | 0.00 | 0.00 | 22,235,311.65 | 22,235,311.65 | 0.00 | 0.00 | 0.00 | 0.00 | 1,822,950.42 | 9,033,082.81 | 0.00 | 11,579,278.42 | 22,235,311.65 | | |
| GRAND TOTAL | 13,869,130.64 | 69,315,918.34 | 0.00 | 0.00 | 83,185,048.98 | 1,809,668.73 | 16,538,185.76 | 0.00 | 11,579,278.42 | 31,007,132.91 | 0.00 | 0.00 | 0.00 | 0.00 | 0.00 | 30,007,132.91 | 113,192,681.89 | 0.00 | 0.00 | 0.00 | 0.00 | 15,799,298.37 | 85,854,104.10 | 0.00 | 11,579,278.42 | 113,192,681.89 | | |

| Particulars | Previous Report | This Month | As at Date |
|--|-----------------|-----------------|-----------------|
| (1) | (2) | (3) | (4) |
| Total Disbursement Authorities Received | 0.00 | 115,061,311.65 | 115,061,311.65 |
| NCA | 0.00 | 92,820,000.00 | 92,820,000.00 |
| NTA | 0.00 | 0.00 | 0.00 |
| Working Fund | 0.00 | 0.00 | 0.00 |
| TRA | 0.00 | 22,235,311.65 | 22,235,311.65 |
| CDC | 0.00 | 0.00 | 0.00 |
| NCAA | 0.00 | 0.00 | 0.00 |
| Less: Notice of Transfer of Allocations (NTA)* issued | 0.00 | 1,854,000.00 | 1,854,000.00 |
| Total Disbursement Authorities Available | 0.00 | 113,211,311.65 | 113,211,311.65 |
| Less: | 0.00 | 0.00 | 0.00 |
| Lapsed NCA | 0.00 | 0.00 | 0.00 |
| Disbursements | 0.00 | 113,192,681.89 | 113,192,681.89 |
| Less: Other Non-Cash Disbursements | 0.00 | 0.00 | 0.00 |
| Disbursements effected through outright deductions from claims | 0.00 | 0.00 | 0.00 |
| Overpayment of expenses (e.g. personnel benefits) | 0.00 | 0.00 | 0.00 |
| Restitutor for loss of government property | 0.00 | 0.00 | 0.00 |
| Liquidated damages and similar claims | 0.00 | 0.00 | 0.00 |
| Others (e.g. TEF, BTr, Docs Stamp, etc.) | 0.00 | 0.00 | 0.00 |
| Add: Less Adjustments (e.g. cancelled/stated checks) | 0.00 | 0.00 | 0.00 |
| Balance of Disbursement Authorities as at date | 0.00 | 18,629.76 | 18,629.76 |
| Total Disbursements Program | 0.00 | 95,777,539.00 | 95,777,539.00 |
| Less: Actual Disbursements | 0.00 | 113,192,681.89 | 113,192,681.89 |
| (Over)/Under spending | 0.00 | (17,415,142.89) | (17,415,142.89) |

Notes: * The use of NTA is discouraged
Notes: ** Amounts should tally with the grand total disbursement (column 27).

Certified Correct:

JUPITER C. DE VERA
DIC, Accounting Section

Recommending Approval:

MA. TERESA F. DUGUILES
Chief, Finance Management Division

Approved By:

ATTY. DEMOSTHENES R. ESCOTO
Director

MONTHLY REPORT OF DISBURSEMENTS
For the month of January 2024

Department : Department of Agriculture (DA)
Agency/Entity : Bureau of Fisheries and Aquatic Resources
Operating Unit : Central Office
Organization Code (UACS) : 05 003 0100003
Fund Cluster : 02 - Foreign Assisted Projects Fund

| Particulars | Current Year Budget | | | | | Prior Year's Budget | | | | | Current Year's Accounts Payable | | | | | SUB-TOTAL | Trust Liabilities | | | | Grand Total | | | | Remarks | | | | |
|--|---------------------|-------------|-------------|-------------|-------------|---------------------|-------------|-------------|-------------|---------------|---------------------------------|-------------|-------------|-------------|------------------|-------------|-------------------|-------------|-------------|-------------|-------------|---------------|-------------|-------------|-------------|-------------|-------------|------------------|-------------|
| | PS | MOOE | FinEx | CO | TOTAL | PS | MOOE | FinEx | CO | Sub-Total | TOTAL | PS | MOOE | FinEx | CO | | Sub-Total | TOTAL | PS | MOOE | CO | TOTAL | PS | MOOE | | FinEx | CO | TOTAL | |
| | 2 | 3 | 4 | 5 | 6=(2+3+4+5) | 7 | 8 | 9 | 10 | 11=(7+8+9+10) | 12 | 13 | 14 | 15 | 16=(12+13+14+15) | | 17=(11+16) | 18=(9+17) | 19 | 20 | 21 | 22=(19+20+21) | 23 | 24 | | 25 | 26 | 27=(23+24+25+26) | 28 |
| CASH DISBURSEMENTS | 0.00 | 0.00 | 0.00 | 0.00 | 0.00 | 0.00 | 0.00 | 0.00 | 0.00 | 0.00 | 0.00 | 0.00 | 0.00 | 0.00 | 0.00 | 0.00 | 0.00 | 0.00 | 0.00 | 0.00 | 0.00 | 0.00 | 0.00 | 0.00 | 0.00 | 0.00 | 0.00 | 0.00 | 0.00 |
| Notice of Cash Allocation (NCA) | 0.00 | 0.00 | 0.00 | 0.00 | 0.00 | 0.00 | 0.00 | 0.00 | 0.00 | 0.00 | 0.00 | 0.00 | 0.00 | 0.00 | 0.00 | 0.00 | 0.00 | 0.00 | 0.00 | 0.00 | 0.00 | 0.00 | 0.00 | 0.00 | 0.00 | 0.00 | 0.00 | 0.00 | 0.00 |
| MDS Checks Issued | 0.00 | 0.00 | 0.00 | 0.00 | 0.00 | 0.00 | 0.00 | 0.00 | 0.00 | 0.00 | 0.00 | 0.00 | 0.00 | 0.00 | 0.00 | 0.00 | 0.00 | 0.00 | 0.00 | 0.00 | 0.00 | 0.00 | 0.00 | 0.00 | 0.00 | 0.00 | 0.00 | 0.00 | 0.00 |
| Advice to Debit Account | 0.00 | 0.00 | 0.00 | 0.00 | 0.00 | 0.00 | 0.00 | 0.00 | 0.00 | 0.00 | 0.00 | 0.00 | 0.00 | 0.00 | 0.00 | 0.00 | 0.00 | 0.00 | 0.00 | 0.00 | 0.00 | 0.00 | 0.00 | 0.00 | 0.00 | 0.00 | 0.00 | 0.00 | 0.00 |
| Notice of Transfer Allocations (NTA) | 0.00 | 0.00 | 0.00 | 0.00 | 0.00 | 0.00 | 0.00 | 0.00 | 0.00 | 0.00 | 0.00 | 0.00 | 0.00 | 0.00 | 0.00 | 0.00 | 0.00 | 0.00 | 0.00 | 0.00 | 0.00 | 0.00 | 0.00 | 0.00 | 0.00 | 0.00 | 0.00 | 0.00 | 0.00 |
| MDS Checks Issued | 0.00 | 0.00 | 0.00 | 0.00 | 0.00 | 0.00 | 0.00 | 0.00 | 0.00 | 0.00 | 0.00 | 0.00 | 0.00 | 0.00 | 0.00 | 0.00 | 0.00 | 0.00 | 0.00 | 0.00 | 0.00 | 0.00 | 0.00 | 0.00 | 0.00 | 0.00 | 0.00 | 0.00 | 0.00 |
| Advice to Debit Account | 0.00 | 0.00 | 0.00 | 0.00 | 0.00 | 0.00 | 0.00 | 0.00 | 0.00 | 0.00 | 0.00 | 0.00 | 0.00 | 0.00 | 0.00 | 0.00 | 0.00 | 0.00 | 0.00 | 0.00 | 0.00 | 0.00 | 0.00 | 0.00 | 0.00 | 0.00 | 0.00 | 0.00 | 0.00 |
| Working Fund for FAPs | 0.00 | 0.00 | 0.00 | 0.00 | 0.00 | 0.00 | 0.00 | 0.00 | 0.00 | 0.00 | 0.00 | 0.00 | 0.00 | 0.00 | 0.00 | 0.00 | 0.00 | 0.00 | 0.00 | 0.00 | 0.00 | 0.00 | 0.00 | 0.00 | 0.00 | 0.00 | 0.00 | 0.00 | 0.00 |
| Cash Disbursement Ceiling (CDC) | 0.00 | 0.00 | 0.00 | 0.00 | 0.00 | 0.00 | 0.00 | 0.00 | 0.00 | 0.00 | 0.00 | 0.00 | 0.00 | 0.00 | 0.00 | 0.00 | 0.00 | 0.00 | 0.00 | 0.00 | 0.00 | 0.00 | 0.00 | 0.00 | 0.00 | 0.00 | 0.00 | 0.00 | 0.00 |
| TOTAL CASH DISBURSEMENTS | 0.00 | 0.00 | 0.00 | 0.00 | 0.00 | 0.00 | 0.00 | 0.00 | 0.00 | 0.00 | 0.00 | 0.00 | 0.00 | 0.00 | 0.00 | 0.00 | 0.00 | 0.00 | 0.00 | 0.00 | 0.00 | 0.00 | 0.00 | 0.00 | 0.00 | 0.00 | 0.00 | 0.00 | 0.00 |
| NON-CASH DISBURSEMENTS | 0.00 | 0.00 | 0.00 | 0.00 | 0.00 | 0.00 | 0.00 | 0.00 | 0.00 | 0.00 | 0.00 | 0.00 | 0.00 | 0.00 | 0.00 | 0.00 | 0.00 | 0.00 | 0.00 | 0.00 | 0.00 | 0.00 | 0.00 | 0.00 | 0.00 | 0.00 | 0.00 | 0.00 | 0.00 |
| Tax Remittance Advances Issued (TRA) | 0.00 | 0.00 | 0.00 | 0.00 | 0.00 | 0.00 | 0.00 | 0.00 | 0.00 | 0.00 | 0.00 | 0.00 | 0.00 | 0.00 | 0.00 | 0.00 | 0.00 | 0.00 | 0.00 | 0.00 | 0.00 | 0.00 | 0.00 | 0.00 | 0.00 | 0.00 | 0.00 | 0.00 | 0.00 |
| Non-Cash Availment Authority (NCAA) | 0.00 | 0.00 | 0.00 | 0.00 | 0.00 | 0.00 | 0.00 | 0.00 | 0.00 | 0.00 | 0.00 | 0.00 | 0.00 | 0.00 | 0.00 | 0.00 | 0.00 | 0.00 | 0.00 | 0.00 | 0.00 | 0.00 | 0.00 | 0.00 | 0.00 | 0.00 | 0.00 | 0.00 | 0.00 |
| Disbursements effected through outright deductions from claims (please specify...) | 0.00 | 0.00 | 0.00 | 0.00 | 0.00 | 0.00 | 0.00 | 0.00 | 0.00 | 0.00 | 0.00 | 0.00 | 0.00 | 0.00 | 0.00 | 0.00 | 0.00 | 0.00 | 0.00 | 0.00 | 0.00 | 0.00 | 0.00 | 0.00 | 0.00 | 0.00 | 0.00 | 0.00 | 0.00 |
| Overpayment of expenses (e.g. personnel benefits) | 0.00 | 0.00 | 0.00 | 0.00 | 0.00 | 0.00 | 0.00 | 0.00 | 0.00 | 0.00 | 0.00 | 0.00 | 0.00 | 0.00 | 0.00 | 0.00 | 0.00 | 0.00 | 0.00 | 0.00 | 0.00 | 0.00 | 0.00 | 0.00 | 0.00 | 0.00 | 0.00 | 0.00 | 0.00 |
| Restitutor for loss of government property | 0.00 | 0.00 | 0.00 | 0.00 | 0.00 | 0.00 | 0.00 | 0.00 | 0.00 | 0.00 | 0.00 | 0.00 | 0.00 | 0.00 | 0.00 | 0.00 | 0.00 | 0.00 | 0.00 | 0.00 | 0.00 | 0.00 | 0.00 | 0.00 | 0.00 | 0.00 | 0.00 | 0.00 | 0.00 |
| Liquidated damages and similar claims | 0.00 | 0.00 | 0.00 | 0.00 | 0.00 | 0.00 | 0.00 | 0.00 | 0.00 | 0.00 | 0.00 | 0.00 | 0.00 | 0.00 | 0.00 | 0.00 | 0.00 | 0.00 | 0.00 | 0.00 | 0.00 | 0.00 | 0.00 | 0.00 | 0.00 | 0.00 | 0.00 | 0.00 | 0.00 |
| Others (e.g. TEF, BTR, Docs Stamp, etc.) | 0.00 | 0.00 | 0.00 | 0.00 | 0.00 | 0.00 | 0.00 | 0.00 | 0.00 | 0.00 | 0.00 | 0.00 | 0.00 | 0.00 | 0.00 | 0.00 | 0.00 | 0.00 | 0.00 | 0.00 | 0.00 | 0.00 | 0.00 | 0.00 | 0.00 | 0.00 | 0.00 | 0.00 | 0.00 |
| TOTAL NON-CASH DISBURSEMENTS | 0.00 | 0.00 | 0.00 | 0.00 | 0.00 | 0.00 | 0.00 | 0.00 | 0.00 | 0.00 | 0.00 | 0.00 | 0.00 | 0.00 | 0.00 | 0.00 | 0.00 | 0.00 | 0.00 | 0.00 | 0.00 | 0.00 | 0.00 | 0.00 | 0.00 | 0.00 | 0.00 | 0.00 | 0.00 |
| GRAND TOTAL | 0.00 | 0.00 | 0.00 | 0.00 | 0.00 | 0.00 | 0.00 | 0.00 | 0.00 | 0.00 | 0.00 | 0.00 | 0.00 | 0.00 | 0.00 | 0.00 | 0.00 | 0.00 | 0.00 | 0.00 | 0.00 | 0.00 | 0.00 | 0.00 | 0.00 | 0.00 | 0.00 | 0.00 | 0.00 |

SUMMARY

| Particulars | Previous Report (2) | This Month (3) | As at Date (4) |
|--|---------------------|----------------|----------------|
| Total Disbursement Authorities Received | 0.00 | 0.00 | 0.00 |
| NCA | 0.00 | 0.00 | 0.00 |
| NTA | 0.00 | 0.00 | 0.00 |
| Working Fund | 0.00 | 0.00 | 0.00 |
| TRA | 0.00 | 0.00 | 0.00 |
| CDC | 0.00 | 0.00 | 0.00 |
| NCAA | 0.00 | 0.00 | 0.00 |
| Less: Notice of Transfer of Allocations (NTA)* issued | 0.00 | 0.00 | 0.00 |
| Total Disbursement Authorities Available | 0.00 | 0.00 | 0.00 |
| Less: | | | |
| Lapsed NCA | 0.00 | 0.00 | 0.00 |
| Disbursements | 0.00 | 0.00 | 0.00 |
| Less: Other Non-Cash Disbursements | | | |
| Disbursements effected through outright deductions from claims | 0.00 | 0.00 | 0.00 |
| Overpayment of expenses (e.g. personnel benefits) | 0.00 | 0.00 | 0.00 |
| Restitutor for loss of government property | 0.00 | 0.00 | 0.00 |
| Liquidated damages and similar claims | 0.00 | 0.00 | 0.00 |
| Others (e.g. TEF, BTR, Docs Stamp, etc.) | 0.00 | 0.00 | 0.00 |
| Adjust. Adjustments (e.g. cancelled/staled checks) | 0.00 | 0.00 | 0.00 |
| Balance of Disbursement Authorities as at date | 0.00 | 0.00 | 0.00 |
| Total Disbursements Program | 0.00 | 0.00 | 0.00 |
| Less: Actual Disbursements | 0.00 | 0.00 | 0.00 |
| (Over)/Under spending | 0.00 | 0.00 | 0.00 |

Note: * The sum of NTA is discontinued
Notes: ** Amounts should tally with the grand total disbursement (column 27).


Certified Correct:


JUPITER C. DE VERA
CIC, Accounting Section

Recommending Approval:


MA. TERESA F. DUGUILES
Chief, Finance Management Division

Approved By:


ATTY. DEMOSTHENES R. ESCOTO
Director

MONTHLY REPORT OF DISBURSEMENTS
For the month of January 2024

Department : Department of Agriculture (DA)
Agency/Entity : Bureau of Fisheries and Aquatic Resources
Operating Unit : Central Office
Organization Code (UACS) : 05 003 010000
Fund Cluster : 03 - Special Account - Locally Funded/Domestic Grants Fund


| Particulars | Current Year Budget | | | | | Prior Year's Budget | | | | | | | | | | Trust Liabilities | | | | | Grand Total | | | | | Remarks | | |
|---|---------------------|-------------|-------------|-------------|-------------|-------------------------------|-------------|-------------------|-------------|---------------|---------------------------------|-------------|-------------|-------------|------------------|-------------------|-------------|-------------|-------------|-------------|---------------|-------------|-------------|-------------------|-------------|-------------|-------------------|-------------|
| | PS | MOOE | FinEx | CO | TOTAL | Prior Year's Accounts Payable | | | | | Current Year's Accounts Payable | | | | | SUB-TOTAL | | | TOTAL | | TOTAL | | | | | | | |
| | 2 | 3 | 4 | 5 | 6=(2+3+4+5) | 7 | 8 | 9 | 10 | 11=(7+8+9+10) | 12 | 13 | 14 | 15 | 16=(12+13+14+15) | 17=(11+16) | 18=(6+17) | 19 | 20 | 21 | 22=(19+20+21) | 23 | 24 | 25 | 26 | | 27=(23+24+25+26) | 28 |
| CASH DISBURSEMENTS | 0.00 | 0.00 | 0.00 | 0.00 | 0.00 | 0.00 | 0.00 | 0.00 | 0.00 | 0.00 | 0.00 | 0.00 | 0.00 | 0.00 | 0.00 | 0.00 | 0.00 | 0.00 | 0.00 | 0.00 | 0.00 | 0.00 | 0.00 | 0.00 | 0.00 | 0.00 | 0.00 | 0.00 |
| Notice of Cash Allocation (NCA) | 0.00 | 0.00 | 0.00 | 0.00 | 0.00 | 0.00 | 0.00 | 0.00 | 0.00 | 0.00 | 0.00 | 0.00 | 0.00 | 0.00 | 0.00 | 0.00 | 0.00 | 0.00 | 0.00 | 0.00 | 0.00 | 0.00 | 0.00 | 0.00 | 0.00 | 0.00 | 0.00 | 0.00 |
| MDS Checks Issued | 0.00 | 0.00 | 0.00 | 0.00 | 0.00 | 0.00 | 0.00 | 0.00 | 0.00 | 0.00 | 0.00 | 0.00 | 0.00 | 0.00 | 0.00 | 0.00 | 0.00 | 0.00 | 0.00 | 0.00 | 0.00 | 0.00 | 0.00 | 0.00 | 0.00 | 0.00 | 0.00 | 0.00 |
| Advice to Debit Account | 0.00 | 0.00 | 0.00 | 0.00 | 0.00 | 0.00 | 0.00 | 0.00 | 0.00 | 0.00 | 0.00 | 0.00 | 0.00 | 0.00 | 0.00 | 0.00 | 0.00 | 0.00 | 0.00 | 0.00 | 0.00 | 0.00 | 0.00 | 0.00 | 0.00 | 0.00 | 0.00 | 0.00 |
| Notice of Transfer Allocations (NTA) | 0.00 | 0.00 | 0.00 | 0.00 | 0.00 | 0.00 | 0.00 | 0.00 | 0.00 | 0.00 | 0.00 | 0.00 | 0.00 | 0.00 | 0.00 | 0.00 | 0.00 | 0.00 | 0.00 | 0.00 | 0.00 | 0.00 | 0.00 | 0.00 | 0.00 | 0.00 | 0.00 | 0.00 |
| MDS Checks Issued | 0.00 | 0.00 | 0.00 | 0.00 | 0.00 | 0.00 | 0.00 | 0.00 | 0.00 | 0.00 | 0.00 | 0.00 | 0.00 | 0.00 | 0.00 | 0.00 | 0.00 | 0.00 | 0.00 | 0.00 | 0.00 | 0.00 | 0.00 | 0.00 | 0.00 | 0.00 | 0.00 | 0.00 |
| Advice to Debit Account | 0.00 | 0.00 | 0.00 | 0.00 | 0.00 | 0.00 | 0.00 | 0.00 | 0.00 | 0.00 | 0.00 | 0.00 | 0.00 | 0.00 | 0.00 | 0.00 | 0.00 | 0.00 | 0.00 | 0.00 | 0.00 | 0.00 | 0.00 | 0.00 | 0.00 | 0.00 | 0.00 | 0.00 |
| Working Fund for FAPs | 0.00 | 0.00 | 0.00 | 0.00 | 0.00 | 0.00 | 0.00 | 0.00 | 0.00 | 0.00 | 0.00 | 0.00 | 0.00 | 0.00 | 0.00 | 0.00 | 0.00 | 0.00 | 0.00 | 0.00 | 0.00 | 0.00 | 0.00 | 0.00 | 0.00 | 0.00 | 0.00 | 0.00 |
| Cash Disbursement Ceiling (CDC) | 0.00 | 0.00 | 0.00 | 0.00 | 0.00 | 0.00 | 0.00 | 0.00 | 0.00 | 0.00 | 0.00 | 0.00 | 0.00 | 0.00 | 0.00 | 0.00 | 0.00 | 0.00 | 0.00 | 0.00 | 0.00 | 0.00 | 0.00 | 0.00 | 0.00 | 0.00 | 0.00 | 0.00 |
| TOTAL CASH DISBURSEMENTS | 0.00 | 0.00 | 0.00 | 0.00 | 0.00 | 0.00 | 0.00 | 0.00 | 0.00 | 0.00 | 0.00 | 0.00 | 0.00 | 0.00 | 0.00 | 0.00 | 0.00 | 0.00 | 0.00 | 0.00 | 0.00 | 0.00 | 0.00 | 0.00 | 0.00 | 0.00 | 0.00 | 0.00 |
| NON-CASH DISBURSEMENTS | 0.00 | 0.00 | 0.00 | 0.00 | 0.00 | 0.00 | 0.00 | 803,622.69 | 0.00 | 0.00 | 803,622.69 | 0.00 | 0.00 | 0.00 | 0.00 | 803,622.69 | 0.00 | 0.00 | 0.00 | 0.00 | 0.00 | 0.00 | 0.00 | 803,622.69 | 0.00 | 0.00 | 803,622.69 | 0.00 |
| Tax Remittance Advances Issued (TRA) | 0.00 | 0.00 | 0.00 | 0.00 | 0.00 | 0.00 | 0.00 | 803,622.69 | 0.00 | 0.00 | 803,622.69 | 0.00 | 0.00 | 0.00 | 0.00 | 803,622.69 | 0.00 | 0.00 | 0.00 | 0.00 | 0.00 | 0.00 | 0.00 | 803,622.69 | 0.00 | 0.00 | 803,622.69 | 0.00 |
| Non-Cash Availment Authority (NCAA) | 0.00 | 0.00 | 0.00 | 0.00 | 0.00 | 0.00 | 0.00 | 0.00 | 0.00 | 0.00 | 0.00 | 0.00 | 0.00 | 0.00 | 0.00 | 0.00 | 0.00 | 0.00 | 0.00 | 0.00 | 0.00 | 0.00 | 0.00 | 0.00 | 0.00 | 0.00 | 0.00 | 0.00 |
| Disbursements effected through outright deductions (i.e. claims, please specify...) | 0.00 | 0.00 | 0.00 | 0.00 | 0.00 | 0.00 | 0.00 | 0.00 | 0.00 | 0.00 | 0.00 | 0.00 | 0.00 | 0.00 | 0.00 | 0.00 | 0.00 | 0.00 | 0.00 | 0.00 | 0.00 | 0.00 | 0.00 | 0.00 | 0.00 | 0.00 | 0.00 | 0.00 |
| Overpayment of expenses (e.g. personnel benefits) | 0.00 | 0.00 | 0.00 | 0.00 | 0.00 | 0.00 | 0.00 | 0.00 | 0.00 | 0.00 | 0.00 | 0.00 | 0.00 | 0.00 | 0.00 | 0.00 | 0.00 | 0.00 | 0.00 | 0.00 | 0.00 | 0.00 | 0.00 | 0.00 | 0.00 | 0.00 | 0.00 | 0.00 |
| Resistor for loss of government property | 0.00 | 0.00 | 0.00 | 0.00 | 0.00 | 0.00 | 0.00 | 0.00 | 0.00 | 0.00 | 0.00 | 0.00 | 0.00 | 0.00 | 0.00 | 0.00 | 0.00 | 0.00 | 0.00 | 0.00 | 0.00 | 0.00 | 0.00 | 0.00 | 0.00 | 0.00 | 0.00 | 0.00 |
| Liquidated damages and similar claims | 0.00 | 0.00 | 0.00 | 0.00 | 0.00 | 0.00 | 0.00 | 0.00 | 0.00 | 0.00 | 0.00 | 0.00 | 0.00 | 0.00 | 0.00 | 0.00 | 0.00 | 0.00 | 0.00 | 0.00 | 0.00 | 0.00 | 0.00 | 0.00 | 0.00 | 0.00 | 0.00 | 0.00 |
| Others (e.g. TRF, BTR, Documentary Stamp Tax, etc.) | 0.00 | 0.00 | 0.00 | 0.00 | 0.00 | 0.00 | 0.00 | 0.00 | 0.00 | 0.00 | 0.00 | 0.00 | 0.00 | 0.00 | 0.00 | 0.00 | 0.00 | 0.00 | 0.00 | 0.00 | 0.00 | 0.00 | 0.00 | 0.00 | 0.00 | 0.00 | 0.00 | 0.00 |
| TOTAL NON-CASH DISBURSEMENTS | 0.00 | 0.00 | 0.00 | 0.00 | 0.00 | 0.00 | 0.00 | 803,622.69 | 0.00 | 0.00 | 803,622.69 | 0.00 | 0.00 | 0.00 | 0.00 | 803,622.69 | 0.00 | 0.00 | 0.00 | 0.00 | 0.00 | 0.00 | 0.00 | 803,622.69 | 0.00 | 0.00 | 803,622.69 | 0.00 |
| GRAND TOTAL | 0.00 | 0.00 | 0.00 | 0.00 | 0.00 | 0.00 | 0.00 | 803,622.69 | 0.00 | 0.00 | 803,622.69 | 0.00 | 0.00 | 0.00 | 0.00 | 803,622.69 | 0.00 | 0.00 | 0.00 | 0.00 | 0.00 | 0.00 | 0.00 | 803,622.69 | 0.00 | 0.00 | 803,622.69 | 0.00 |

SUMMARY

| Particulars | Previous Report (2) | This Month (3) | As at Date (4) |
|--|---------------------|----------------|----------------|
| Total Disbursement Authorities Received | 0.00 | 803,622.69 | 803,622.69 |
| NCA | 0.00 | 0.00 | 0.00 |
| NTA | 0.00 | 0.00 | 0.00 |
| Working Fund | 0.00 | 0.00 | 0.00 |
| TRA | 0.00 | 803,622.69 | 803,622.69 |
| CDC | 0.00 | 0.00 | 0.00 |
| NCAA | 0.00 | 0.00 | 0.00 |
| Less: Notice of Transfer of Allocations (NTA) issued | 0.00 | 0.00 | 0.00 |
| Total Disbursement Authorities Available | 0.00 | 803,622.69 | 803,622.69 |
| Less: | 0.00 | 0.00 | 0.00 |
| Lapsed NCA | 0.00 | 0.00 | 0.00 |
| Disbursements | 0.00 | 0.00 | 0.00 |
| Less: Other Non-Cash Disbursements | 0.00 | 0.00 | 0.00 |
| Disbursements effected through outright deductions from claims | 0.00 | 0.00 | 0.00 |
| Overpayment of expenses (e.g. personnel benefits) | 0.00 | 0.00 | 0.00 |
| Resistor for loss of government property | 0.00 | 0.00 | 0.00 |
| Liquidated damages and similar claims | 0.00 | 0.00 | 0.00 |
| Others (e.g. TRF, BTR, Docs Stamp, etc.) | 0.00 | 0.00 | 0.00 |
| Add/less Adjustments (e.g. cancelled/dated checks) | 0.00 | 0.00 | 0.00 |
| Balance of Disbursement Authorities as at date | 0.00 | 803,622.69 | 803,622.69 |
| Total Disbursements Program | 0.00 | 0.00 | 0.00 |
| Less: Actual Disbursements | 0.00 | 0.00 | 0.00 |
| (Over)/Under spending | 0.00 | 0.00 | 0.00 |

Notes: * The use of NTA is discouraged
Notes: ** Amounts should tally with the grand total disbursement of (column 27).


Certified Correct:


JUPITER C. DE VERA
OIC, Accounting Section

Recommending Approval:


MA. TERESA F. DUGUILES
Chief, Finance Management Division

Approved By:


ATTY. DEMOSTHENES R. ESCOTO
Director

MONTHLY REPORT OF DISBURSEMENTS
For the month of January 2024

Department : Department of Agriculture (DA)
Agency/Entity : Bureau of Fisheries and Aquatic Resources
Operating Unit : Central Office
Organization Code (UACS) : 05 003 010000
Fund Cluster : 07 - Trust Receipts

| Particulars | Current Year Budget | | | | | Prior Year's Accounts Payable | | | | | Prior Year's Budget | | | | | Current Year's Accounts Payable | | | | | TOTAL | SUB-TOTAL | Trust Liabilities | | | Grand Total | | | | | Remarks |
|--|---------------------|-------------|-------------|-------------|-------------|-------------------------------|-------------|-------------|-------------|---------------|---------------------|-------------|-------------|-------------|------------------|---------------------------------|-------------|-------------|-------------|-------------|-------------|-------------|-------------------|-------------|-------------|-------------|-------------|------------------|-------------|-------------|---------|
| | PS | MOOE | FinEx | CO | TOTAL | PS | MOOE | FinEx | CO | Sub-Total | PS | MOOE | FinEx | CO | Sub-Total | PS | MOOE | CO | TOTAL | PS | | | MOOE | FinEx | CO | TOTAL | | | | | |
| | 2 | 3 | 4 | 5 | 6=(2+3+4+5) | 7 | 8 | 9 | 10 | 11=(7+8+9+10) | 12 | 13 | 14 | 15 | 16=(12+13+14+15) | 17=(11+16) | 18=(6+17) | 19 | 20 | 21 | | | 22=(19+20+21) | 23 | 24 | 25 | 26 | 27=(23+24+25+26) | 28 | | |
| CASH DISBURSEMENTS | 0.00 | 0.00 | 0.00 | 0.00 | 0.00 | 0.00 | 0.00 | 0.00 | 0.00 | 0.00 | 0.00 | 0.00 | 0.00 | 0.00 | 0.00 | 0.00 | 0.00 | 0.00 | 0.00 | 0.00 | 0.00 | 0.00 | 0.00 | 0.00 | 0.00 | 0.00 | 0.00 | 0.00 | 0.00 | 0.00 | |
| Notice of Cash Allocation (NCA) | 0.00 | 0.00 | 0.00 | 0.00 | 0.00 | 0.00 | 0.00 | 0.00 | 0.00 | 0.00 | 0.00 | 0.00 | 0.00 | 0.00 | 0.00 | 0.00 | 0.00 | 0.00 | 0.00 | 0.00 | 0.00 | 0.00 | 0.00 | 0.00 | 0.00 | 0.00 | 0.00 | 0.00 | 0.00 | 0.00 | |
| MDS Checks Issued | 0.00 | 0.00 | 0.00 | 0.00 | 0.00 | 0.00 | 0.00 | 0.00 | 0.00 | 0.00 | 0.00 | 0.00 | 0.00 | 0.00 | 0.00 | 0.00 | 0.00 | 0.00 | 0.00 | 0.00 | 0.00 | 0.00 | 0.00 | 0.00 | 0.00 | 0.00 | 0.00 | 0.00 | 0.00 | 0.00 | |
| Advice to Debit Account | 0.00 | 0.00 | 0.00 | 0.00 | 0.00 | 0.00 | 0.00 | 0.00 | 0.00 | 0.00 | 0.00 | 0.00 | 0.00 | 0.00 | 0.00 | 0.00 | 0.00 | 0.00 | 0.00 | 0.00 | 0.00 | 0.00 | 0.00 | 0.00 | 0.00 | 0.00 | 0.00 | 0.00 | 0.00 | 0.00 | |
| Notice of Transfer Allocations (NTA) | 0.00 | 0.00 | 0.00 | 0.00 | 0.00 | 0.00 | 0.00 | 0.00 | 0.00 | 0.00 | 0.00 | 0.00 | 0.00 | 0.00 | 0.00 | 0.00 | 0.00 | 0.00 | 0.00 | 0.00 | 0.00 | 0.00 | 0.00 | 0.00 | 0.00 | 0.00 | 0.00 | 0.00 | 0.00 | 0.00 | |
| MDS Checks Issued | 0.00 | 0.00 | 0.00 | 0.00 | 0.00 | 0.00 | 0.00 | 0.00 | 0.00 | 0.00 | 0.00 | 0.00 | 0.00 | 0.00 | 0.00 | 0.00 | 0.00 | 0.00 | 0.00 | 0.00 | 0.00 | 0.00 | 0.00 | 0.00 | 0.00 | 0.00 | 0.00 | 0.00 | 0.00 | 0.00 | |
| Advice to Debit Account | 0.00 | 0.00 | 0.00 | 0.00 | 0.00 | 0.00 | 0.00 | 0.00 | 0.00 | 0.00 | 0.00 | 0.00 | 0.00 | 0.00 | 0.00 | 0.00 | 0.00 | 0.00 | 0.00 | 0.00 | 0.00 | 0.00 | 0.00 | 0.00 | 0.00 | 0.00 | 0.00 | 0.00 | 0.00 | 0.00 | |
| Working Fund for FAPs | 0.00 | 0.00 | 0.00 | 0.00 | 0.00 | 0.00 | 0.00 | 0.00 | 0.00 | 0.00 | 0.00 | 0.00 | 0.00 | 0.00 | 0.00 | 0.00 | 0.00 | 0.00 | 0.00 | 0.00 | 0.00 | 0.00 | 0.00 | 0.00 | 0.00 | 0.00 | 0.00 | 0.00 | 0.00 | 0.00 | |
| Cash Disbursement Ceiling (CDC) | 0.00 | 0.00 | 0.00 | 0.00 | 0.00 | 0.00 | 0.00 | 0.00 | 0.00 | 0.00 | 0.00 | 0.00 | 0.00 | 0.00 | 0.00 | 0.00 | 0.00 | 0.00 | 0.00 | 0.00 | 0.00 | 0.00 | 0.00 | 0.00 | 0.00 | 0.00 | 0.00 | 0.00 | 0.00 | 0.00 | |
| TOTAL CASH DISBURSEMENTS | 0.00 | 0.00 | 0.00 | 0.00 | 0.00 | 0.00 | 0.00 | 0.00 | 0.00 | 0.00 | 0.00 | 0.00 | 0.00 | 0.00 | 0.00 | 0.00 | 0.00 | 0.00 | 0.00 | 0.00 | 0.00 | 0.00 | 0.00 | 0.00 | 0.00 | 0.00 | 0.00 | 0.00 | 0.00 | 0.00 | |
| NON-CASH DISBURSEMENTS | 0.00 | 0.00 | 0.00 | 0.00 | 0.00 | 0.00 | 0.00 | 0.00 | 0.00 | 0.00 | 0.00 | 0.00 | 0.00 | 0.00 | 0.00 | 0.00 | 0.00 | 0.00 | 0.00 | 0.00 | 0.00 | 0.00 | 0.00 | 0.00 | 0.00 | 0.00 | 0.00 | 0.00 | 0.00 | 0.00 | |
| Tax Remittance Advances Issued (TRA) | 0.00 | 0.00 | 0.00 | 0.00 | 0.00 | 0.00 | 0.00 | 0.00 | 0.00 | 0.00 | 0.00 | 0.00 | 0.00 | 0.00 | 0.00 | 0.00 | 0.00 | 0.00 | 0.00 | 0.00 | 0.00 | 0.00 | 0.00 | 0.00 | 0.00 | 0.00 | 0.00 | 0.00 | 0.00 | 0.00 | |
| Non-Cash Availment Authority (NCAA) | 0.00 | 0.00 | 0.00 | 0.00 | 0.00 | 0.00 | 0.00 | 0.00 | 0.00 | 0.00 | 0.00 | 0.00 | 0.00 | 0.00 | 0.00 | 0.00 | 0.00 | 0.00 | 0.00 | 0.00 | 0.00 | 0.00 | 0.00 | 0.00 | 0.00 | 0.00 | 0.00 | 0.00 | 0.00 | 0.00 | |
| Disbursements effected through outright deductions from claims (please specify...) | 0.00 | 0.00 | 0.00 | 0.00 | 0.00 | 0.00 | 0.00 | 0.00 | 0.00 | 0.00 | 0.00 | 0.00 | 0.00 | 0.00 | 0.00 | 0.00 | 0.00 | 0.00 | 0.00 | 0.00 | 0.00 | 0.00 | 0.00 | 0.00 | 0.00 | 0.00 | 0.00 | 0.00 | 0.00 | 0.00 | |
| Overpayment of expenses (e.g. personnel benefits) | 0.00 | 0.00 | 0.00 | 0.00 | 0.00 | 0.00 | 0.00 | 0.00 | 0.00 | 0.00 | 0.00 | 0.00 | 0.00 | 0.00 | 0.00 | 0.00 | 0.00 | 0.00 | 0.00 | 0.00 | 0.00 | 0.00 | 0.00 | 0.00 | 0.00 | 0.00 | 0.00 | 0.00 | 0.00 | 0.00 | |
| Restitutor for loss of government property | 0.00 | 0.00 | 0.00 | 0.00 | 0.00 | 0.00 | 0.00 | 0.00 | 0.00 | 0.00 | 0.00 | 0.00 | 0.00 | 0.00 | 0.00 | 0.00 | 0.00 | 0.00 | 0.00 | 0.00 | 0.00 | 0.00 | 0.00 | 0.00 | 0.00 | 0.00 | 0.00 | 0.00 | 0.00 | 0.00 | |
| Liquidated damages and similar claims | 0.00 | 0.00 | 0.00 | 0.00 | 0.00 | 0.00 | 0.00 | 0.00 | 0.00 | 0.00 | 0.00 | 0.00 | 0.00 | 0.00 | 0.00 | 0.00 | 0.00 | 0.00 | 0.00 | 0.00 | 0.00 | 0.00 | 0.00 | 0.00 | 0.00 | 0.00 | 0.00 | 0.00 | 0.00 | 0.00 | |
| Others (TEF, BTI, Documentary Stamp Tax, etc.) | 0.00 | 0.00 | 0.00 | 0.00 | 0.00 | 0.00 | 0.00 | 0.00 | 0.00 | 0.00 | 0.00 | 0.00 | 0.00 | 0.00 | 0.00 | 0.00 | 0.00 | 0.00 | 0.00 | 0.00 | 0.00 | 0.00 | 0.00 | 0.00 | 0.00 | 0.00 | 0.00 | 0.00 | 0.00 | 0.00 | |
| TOTAL NON-CASH DISBURSEMENTS | 0.00 | 0.00 | 0.00 | 0.00 | 0.00 | 0.00 | 0.00 | 0.00 | 0.00 | 0.00 | 0.00 | 0.00 | 0.00 | 0.00 | 0.00 | 0.00 | 0.00 | 0.00 | 0.00 | 0.00 | 0.00 | 0.00 | 0.00 | 0.00 | 0.00 | 0.00 | 0.00 | 0.00 | 0.00 | 0.00 | |
| GRAND TOTAL | 0.00 | 0.00 | 0.00 | 0.00 | 0.00 | 0.00 | 0.00 | 0.00 | 0.00 | 0.00 | 0.00 | 0.00 | 0.00 | 0.00 | 0.00 | 0.00 | 0.00 | 0.00 | 0.00 | 0.00 | 0.00 | 0.00 | 0.00 | 0.00 | 0.00 | 0.00 | 0.00 | 0.00 | 0.00 | 0.00 | |

| Particulars | Previous Report (2) | This Month (3) | As at Date (4) |
|--|---------------------|----------------|----------------|
| Total Disbursement Authorities Received | 0.00 | 0.00 | 0.00 |
| NCA | 0.00 | 0.00 | 0.00 |
| NTA | 0.00 | 0.00 | 0.00 |
| Working Fund | 0.00 | 0.00 | 0.00 |
| TRA | 0.00 | 0.00 | 0.00 |
| CDC | 0.00 | 0.00 | 0.00 |
| NCAA | 0.00 | 0.00 | 0.00 |
| Less: Notice of Transfer of Allocations (NTA)* issued | 0.00 | 0.00 | 0.00 |
| Total Disbursement Authorities Available | 0.00 | 0.00 | 0.00 |
| Less: | | | |
| Lapsed NCA | 0.00 | 0.00 | 0.00 |
| Disbursements | 0.00 | 0.00 | 0.00 |
| Less: Other Non-Cash Disbursements | 0.00 | 0.00 | 0.00 |
| Disbursements effected through outright deductions from claims | 0.00 | 0.00 | 0.00 |
| Overpayment of expenses (e.g. personnel benefits) | 0.00 | 0.00 | 0.00 |
| Restitutor for loss of government property | 0.00 | 0.00 | 0.00 |
| Liquidated damages and similar claims | 0.00 | 0.00 | 0.00 |
| Others (e.g. TEF, BTI, Docs Stamp, etc.) | 0.00 | 0.00 | 0.00 |
| Add/less: Adjustments (e.g. cancelled/staled checks) | 0.00 | 0.00 | 0.00 |
| Balance of Disbursement Authorities as at date | 0.00 | 0.00 | 0.00 |
| Total Disbursements Program | 0.00 | 0.00 | 0.00 |
| Less: Actual Disbursements | 0.00 | 0.00 | 0.00 |
| (Over)/Under spending | 0.00 | 0.00 | 0.00 |

Notes: * The use of NTA is discouraged
Notes: ** Amounts should tally with the grand total disbursement (column 27).

Certified Correct:

JUPITER C. DE VERA
OIC, Accounting Section

Recommending Approval:

MA. TERESA F. DUGUILES
Chief, Finance Management Division

Approved By:

ATTY. DEMOSTHENES R. ESCOTO
Director