




**QUARTERLY REPORT OF REVENUE AND OTHER RECEIPTS**  
As at the Quarter Ending December 31, 2023

Department : Department of Agriculture (DA)  
 Agency/Entity : Bureau of Fisheries and Aquatic Resources  
 Operating Unit : Central Office  
 Organization Code (UACS) : 05 003 0100000  
 Fund Cluster : 01 - Regular Agency Fund

Classification/Sources of Revenue and Other Receipts	UACS CODE	REVENUE TARGET (Annual) per BESF	Actual Revenue and Other Receipts Collections					Cumulative Remittance/Deposits to Date			Variance		Remarks
			1st Quarter Ending March 31	2nd Quarter Ending June 30	3rd Quarter Ending September 30	4th Quarter Ending December 31	Total	Remittance to BTr	Deposited with AGDB	Total	Amount	%	
			4	5	6	7	8=(4+5+6+7)	9	10	11=(9+10)	12=(8-3)	13=(12/3)	
<b>Regular Agency Fund</b>		0.00	11,087,099.26	1,688,141.94	3,124,593.15	3,978,012.37	19,877,846.72	19,538,996.72	0.00	19,538,996.72	19,877,846.72	0 %	
Revenue Collections		0.00	1,672,733.17	1,812,084.50	2,634,016.66	1,969,339.30	8,088,173.63	8,088,173.63	0.00	8,088,173.63	8,088,173.63	0 %	
Cash Revenue		0.00	1,672,733.17	1,812,084.50	2,634,016.66	1,969,339.30	8,088,173.63	8,088,173.63	0.00	8,088,173.63	8,088,173.63	0 %	
Non-Tax		0.00	1,672,733.17	1,812,084.50	2,634,016.66	1,969,339.30	8,088,173.63	8,088,173.63	0.00	8,088,173.63	8,088,173.63	0 %	
Analysis Fees	4020113001	0.00	166,975.00	149,455.00	138,740.00	83,950.00	539,120.00	539,120.00	0.00	539,120.00	539,120.00	0 %	
Rent/Lease Income	4020205000	0.00	913,843.00	700,084.00	1,533,750.16	1,213,413.00	4,361,090.16	4,361,090.16	0.00	4,361,090.16	4,361,090.16	0 %	
Miscellaneous Income	4060999000	0.00	591,915.17	962,545.50	961,526.50	671,976.30	3,187,963.47	3,187,963.47	0.00	3,187,963.47	3,187,963.47	0 %	
Non-Revenue Collections/Other Receipts		0.00	9,414,366.09	(123,942.56)	490,576.49	2,008,673.07	11,789,673.09	11,450,823.09	0.00	11,450,823.09	11,789,673.09	0 %	
Cash Receipts		0.00	9,414,366.09	(123,942.56)	490,576.49	2,008,673.07	11,789,673.09	11,450,823.09	0.00	11,450,823.09	11,789,673.09	0 %	
Others		0.00	9,414,366.09	(123,942.56)	490,576.49	2,008,673.07	11,789,673.09	11,450,823.09	0.00	11,450,823.09	11,789,673.09	0 %	
Petty Cash	1010102000	0.00	108,287.74	206.43	46,270.93	12,497.04	167,262.14	167,262.14	0.00	167,262.14	167,262.14	0 %	
Due from National Government Agencies	1030301000	0.00	9,077,302.29	(268,810.59)	201,610.54	0.00	9,010,102.24	9,010,102.24	0.00	9,010,102.24	9,010,102.24	0 %	
Receivables - Disallowances/Charges	1030501000	0.00	17,243.78	5,000.00	0.00	43,183.64	65,427.42	65,427.42	0.00	65,427.42	65,427.42	0 %	
Due from Officers and Employees	1030502000	0.00	38,888.98	0.00	5,901.36	73,350.25	118,140.59	118,140.59	0.00	118,140.59	118,140.59	0 %	
Other Receivables	1030599000	0.00	54,158.01	136,204.50	141,452.35	69,683.05	401,497.91	401,497.91	0.00	401,497.91	401,497.91	0 %	
Advances for Operation Expenses	1990101000	0.00	3,629.35	810.58	20,755.56	6,499.71	31,695.20	31,695.20	0.00	31,695.20	31,695.20	0 %	
Advances for Special Disbursing Officer	1990103000	0.00	69,559.95	422.00	11.25	0.00	69,993.20	69,993.20	0.00	69,993.20	69,993.20	0 %	
Advances to Officers and Employees	1990104000	0.00	0.00	2,224.52	73,398.38	47,259.38	122,882.28	122,882.28	0.00	122,882.28	122,882.28	0 %	
Due to Other Funds	2030105000	0.00	45,295.99	0.00	1,176.12	0.00	46,472.11	46,472.11	0.00	46,472.11	46,472.11	0 %	
Other Unearned Revenue	2050299000	0.00	0.00	0.00	0.00	1,756,200.00	1,756,200.00	1,417,350.00	0.00	1,417,350.00	1,756,200.00	0 %	
<b>GRAND TOTAL</b>		0.00	11,087,099.26	1,688,141.94	3,124,593.15	3,978,012.37	19,877,846.72	19,538,996.72	0.00	19,538,996.72	19,877,846.72	0 %	

Certified Correct:  
  
 JUPITER C. DEVERA  
 GIC, Accountant  
 Date:                     




Recommending Approval:  
  
 MA. TERESA F. DUGUILES  
 Chief, Finance and Management Division  
 Date:                     

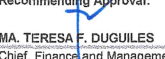
Approved By:  
  
 ATTY. DEMOSTHENES R. ESCOTO  
 BFAR National Director  
 Date:


**QUARTERLY REPORT OF REVENUE AND OTHER RECEIPTS**  
As at the Quarter Ending December 31, 2023

Department : Department of Agriculture (DA)  
 Agency/Entity : Bureau of Fisheries and Aquatic Resources  
 Operating Unit : Central Office  
 Organization Code (UACS) : 05 003 0100000  
 Fund Cluster : 03 - Special Account - Locally Funded/Domestic Grants Fund

Classification/Sources of Revenue and Other Receipts	UACS CODE	REVENUE TARGET (Annual) per BESF	Actual Revenue and Other Receipts Collections					Cumulative Remittance/Deposits to Date			Variance		Remarks
			1st Quarter Ending March 31	2nd Quarter Ending June 30	3rd Quarter Ending September 30	4th Quarter Ending December 31	Total	Remittance to BTR	Deposited with AGDB	Total	Amount	%	
			4	5	6	7	8=(4+5+6+7)	9	10	11=(9+10)	12=(8-3)	13=(12/3)	
<b>Special Account - Locally Funded/Domestic Grants Fund</b>		0.00	8,336,023.61	7,922,318.12	8,559,145.31	12,637,319.51	37,454,806.55	37,397,916.48	0.00	37,397,916.48	37,454,806.55	0 %	
Revenue Collections		0.00	8,223,424.41	7,922,318.12	8,559,145.31	12,637,319.51	37,342,207.35	37,285,317.28	0.00	37,285,317.28	37,342,207.35	0 %	
Cash Revenue		0.00	8,223,424.41	7,922,318.12	8,559,145.31	12,637,319.51	37,342,207.35	37,285,317.28	0.00	37,285,317.28	37,342,207.35	0 %	
Non-Tax		0.00	8,223,424.41	7,922,318.12	8,559,145.31	12,637,319.51	37,342,207.35	37,285,317.28	0.00	37,285,317.28	37,342,207.35	0 %	
Permit Fees Import	4020101001	0.00	3,135,449.00	2,934,100.00	3,209,275.00	4,055,700.00	13,334,524.00	13,321,024.00	0.00	13,321,024.00	13,334,524.00	0 %	
Permit Fees Export	4020101002	0.00	3,268,228.81	3,566,096.76	3,528,144.01	3,217,402.90	13,579,872.48	13,603,474.41	0.00	13,603,474.41	13,579,872.48	0 %	
Other Permit Fees	4020101099	0.00	215,970.00	160,300.00	434,670.00	475,120.00	1,286,060.00	1,245,690.00	0.00	1,245,690.00	1,286,060.00	0 %	
Registration Fees	4020102000	0.00	8,550.00	1,850.00	1,800.00	1,000.00	13,200.00	13,200.00	0.00	13,200.00	13,200.00	0 %	
Clearance Fees	4020104001	0.00	52,750.00	28,750.00	42,320.00	26,200.00	150,020.00	146,420.00	0.00	146,420.00	150,020.00	0 %	
Certification Fees	4020104002	0.00	388,735.00	414,690.00	378,745.00	344,250.00	1,526,420.00	1,534,270.00	0.00	1,534,270.00	1,526,420.00	0 %	
Licensing Fees	4020106000	0.00	402,230.00	176,738.00	726,971.10	667,200.45	1,973,139.55	1,942,267.55	0.00	1,942,267.55	1,973,139.55	0 %	
Application Fees	4020113003	0.00	41,740.00	142,026.00	70,982.00	6,276.00	261,024.00	261,024.00	0.00	261,024.00	261,024.00	0 %	
Fines and Penalties - Service Income	4020114000	0.00	708,521.60	497,117.36	165,818.20	3,843,430.25	5,214,887.41	5,214,887.41	0.00	5,214,887.41	5,214,887.41	0 %	
Miscellaneous Income	4060999000	0.00	1,250.00	650.00	420.00	739.91	3,059.91	3,059.91	0.00	3,059.91	3,059.91	0 %	
Non-Revenue Collections/Other Receipts		0.00	112,599.20	0.00	0.00	0.00	112,599.20	112,599.20	0.00	112,599.20	112,599.20	0 %	
Cash Receipts		0.00	112,599.20	0.00	0.00	0.00	112,599.20	112,599.20	0.00	112,599.20	112,599.20	0 %	
Others		0.00	112,599.20	0.00	0.00	0.00	112,599.20	112,599.20	0.00	112,599.20	112,599.20	0 %	
Due from National Government Agencies	1030301000	0.00	112,599.20	0.00	0.00	0.00	112,599.20	112,599.20	0.00	112,599.20	112,599.20	0 %	
<b>GRAND TOTAL</b>		<b>0.00</b>	<b>8,336,023.61</b>	<b>7,922,318.12</b>	<b>8,559,145.31</b>	<b>12,637,319.51</b>	<b>37,454,806.55</b>	<b>37,397,916.48</b>	<b>0.00</b>	<b>37,397,916.48</b>	<b>37,454,806.55</b>	<b>0 %</b>	

Certified Correct:  
  
 JUPHER C. DE VERA  
 OIC, Accountant  
 Date:   



Recommending Approval:  
  
 MA. TERESA F. DUGUILES  
 Chief, Finance and Management Division  
 Date: \_\_\_\_\_



Approved By:  
  
 ATTY. DEMOSTHENES R. ESCOTO  
 BFAR National Director  
 Date: \_\_\_\_\_  



**QUARTERLY REPORT OF REVENUE AND OTHER RECEIPTS**  
**As at the Quarter Ending December 31, 2023**

Department : Department of Agriculture (DA)  
 Agency/Entity : Bureau of Fisheries and Aquatic Resources  
 Operating Unit : Central Office  
 Organization Code (UACS) : 05 003 0100000  
 Fund Cluster : 07 - Trust Receipts

Classification/Sources of Revenue and Other Receipts	UACS CODE	REVENUE TARGET (Annual) per BESF	Actual Revenue and Other Receipts Collections					Cumulative Remittance/Deposits to Date			Variance		Remarks
			1st Quarter Ending March 31	2nd Quarter Ending June 30	3rd Quarter Ending September 30	4th Quarter Ending December 31	Total	Remittance to BTr	Deposited with AGDB	Total	Amount	%	
			4	5	6	7	8=(4+5+6+7)	9	10	11=(9+10)	12=(8-3)	13=(12/3)	
<b>Trust Receipts</b>		0.00	455,594.00	353,450.00	296,491.18	818,101.45	1,923,636.63	1,913,789.12	6,518.76	1,920,307.88	1,923,636.63	0 %	
Other Trust Receipts Deposited with the National Treasury		0.00	64,994.00	1,950.00	57,167.30	8,578.75	132,690.05	129,361.30	0.00	129,361.30	132,690.05	0 %	
Guaranty/Security Deposits Payable		0.00	64,994.00	1,950.00	57,167.30	8,578.75	132,690.05	129,361.30	0.00	129,361.30	132,690.05	0 %	
Trust Receipts Deposited with Authorized Government Depository Banks (AGDB)		0.00	390,600.00	351,500.00	239,323.88	809,522.70	1,790,946.58	1,784,427.82	6,518.76	1,790,946.58	1,790,946.58	0 %	
Trust Liabilities		0.00	390,600.00	351,500.00	238,000.00	777,000.00	1,757,100.00	1,757,100.00	0.00	1,757,100.00	1,757,100.00	0 %	
Miscellaneous Income		0.00	0.00	0.00	1,323.88	5,194.88	6,518.76	0.00	6,518.76	6,518.76	6,518.76	0 %	
Due from Officers and Employees		0.00	0.00	0.00	0.00	27,327.82	27,327.82	27,327.82	0.00	27,327.82	27,327.82	0 %	
<b>GRAND TOTAL</b>		0.00	455,594.00	353,450.00	296,491.18	818,101.45	1,923,636.63	1,913,789.12	6,518.76	1,920,307.88	1,923,636.63	0 %	

Certified Correct:  
  
 JUPITER C. DE VERA  
 OIC, Accountant  
 Date:   


Recommending Approval:  
  
 MA. TERESA F. DUGUILES  
 Chief, Finance and Management Division  
 Date: 

Approved By:  
  
 ATTY. DEMOSTHENES R. ESCOTO  
 BFAR National Director  
 Date: 