


QUARTERLY REPORT OF REVENUE AND OTHER RECEIPTS
As at the Quarter Ending June 30, 2023


Department : Department of Agriculture (DA)
 Agency/Entity : Bureau of Fisheries and Aquatic Resources
 Operating Unit : Central Office
 Organization Code (UACS) : 05 003 0100000
 Fund Cluster : 01 - Regular Agency Fund

| Classification/Sources of Revenue and Other Receipts | UACS CODE | REVENUE TARGET (Annual) per BESF | Actual Revenue and Other Receipts Collections | | | | | Cumulative Remittance/Deposits to Date | | | Variance | | Remarks |
|--|------------|----------------------------------|---|----------------------------|---------------------------------|--------------------------------|------------------|--|---------------------|---------------|---------------|-----------|---------|
| | | | 1st Quarter Ending March 31 | 2nd Quarter Ending June 30 | 3rd Quarter Ending September 30 | 4th Quarter Ending December 31 | Total | Remittance to BTr | Deposited with AGDB | Total | Amount | % | |
| | | | 4 | 5 | 6 | 7 | 8=[[6+(-)7]-8+9] | 9 | 10 | 11=(9+10) | 12=(8-3) | 13=(12/3) | |
| Regular Agency Fund | | 0.00 | 11,087,099.26 | 1,688,141.94 | 0.00 | 0.00 | 12,775,241.20 | 12,775,241.20 | 0.00 | 12,775,241.20 | 12,775,241.20 | 0 % | |
| Revenue Collections | | 0.00 | 1,672,733.17 | 1,812,084.50 | 0.00 | 0.00 | 3,484,817.67 | 3,484,817.67 | 0.00 | 3,484,817.67 | 3,484,817.67 | 0 % | |
| Cash Revenue | | 0.00 | 1,672,733.17 | 1,812,084.50 | 0.00 | 0.00 | 3,484,817.67 | 3,484,817.67 | 0.00 | 3,484,817.67 | 3,484,817.67 | 0 % | |
| Non-Tax | | 0.00 | 1,672,733.17 | 1,812,084.50 | 0.00 | 0.00 | 3,484,817.67 | 3,484,817.67 | 0.00 | 3,484,817.67 | 3,484,817.67 | 0 % | |
| Analysis Fees | 4020113001 | 0.00 | 166,975.00 | 149,455.00 | 0.00 | 0.00 | 316,430.00 | 316,430.00 | 0.00 | 316,430.00 | 316,430.00 | 0 % | |
| Rent/Lease Income | 4020205000 | 0.00 | 913,843.00 | 700,084.00 | 0.00 | 0.00 | 1,613,927.00 | 1,613,927.00 | 0.00 | 1,613,927.00 | 1,613,927.00 | 0 % | |
| Miscellaneous Income | 4060999000 | 0.00 | 591,915.17 | 962,545.50 | 0.00 | 0.00 | 1,554,460.67 | 1,554,460.67 | 0.00 | 1,554,460.67 | 1,554,460.67 | 0 % | |
| Non-Revenue Collections/Other Receipts | | 0.00 | 9,414,366.09 | (123,942.56) | 0.00 | 0.00 | 9,290,423.53 | 9,290,423.53 | 0.00 | 9,290,423.53 | 9,290,423.53 | 0 % | |
| Cash Receipts | | 0.00 | 9,414,366.09 | (123,942.56) | 0.00 | 0.00 | 9,290,423.53 | 9,290,423.53 | 0.00 | 9,290,423.53 | 9,290,423.53 | 0 % | |
| Others | | 0.00 | 9,414,366.09 | (123,942.56) | 0.00 | 0.00 | 9,290,423.53 | 9,290,423.53 | 0.00 | 9,290,423.53 | 9,290,423.53 | 0 % | |
| Petty Cash | 1010102000 | 0.00 | 108,287.74 | 206.43 | 0.00 | 0.00 | 108,494.17 | 108,494.17 | 0.00 | 108,494.17 | 108,494.17 | 0 % | |
| Due from National Government Agencies | 1030301000 | 0.00 | 9,077,302.29 | (268,810.59) | 0.00 | 0.00 | 8,808,491.70 | 8,808,491.70 | 0.00 | 8,808,491.70 | 8,808,491.70 | 0 % | |
| Receivables - Disallowances/Charges | 1030501000 | 0.00 | 17,243.78 | 5,000.00 | 0.00 | 0.00 | 22,243.78 | 22,243.78 | 0.00 | 22,243.78 | 22,243.78 | 0 % | |
| Due from Officers and Employees | 1030502000 | 0.00 | 38,888.98 | 0.00 | 0.00 | 0.00 | 38,888.98 | 38,888.98 | 0.00 | 38,888.98 | 38,888.98 | 0 % | |
| Other Receivables | 1030599000 | 0.00 | 54,158.01 | 136,204.50 | 0.00 | 0.00 | 190,362.51 | 190,362.51 | 0.00 | 190,362.51 | 190,362.51 | 0 % | |
| Advances for Operation Expenses | 1990101000 | 0.00 | 3,629.35 | 810.58 | 0.00 | 0.00 | 4,439.93 | 4,439.93 | 0.00 | 4,439.93 | 4,439.93 | 0 % | |
| Advances for Special Disbursing Officer | 1990103000 | 0.00 | 69,559.95 | 422.00 | 0.00 | 0.00 | 69,981.95 | 69,981.95 | 0.00 | 69,981.95 | 69,981.95 | 0 % | |
| Advances to Officers and Employees | 1990104000 | 0.00 | 0.00 | 2,224.52 | 0.00 | 0.00 | 2,224.52 | 2,224.52 | 0.00 | 2,224.52 | 2,224.52 | 0 % | |
| Due to Other Funds | 2030105000 | 0.00 | 45,295.99 | 0.00 | 0.00 | 0.00 | 45,295.99 | 45,295.99 | 0.00 | 45,295.99 | 45,295.99 | 0 % | |
| GRAND TOTAL | | 0.00 | 11,087,099.26 | 1,688,141.94 | 0.00 | 0.00 | 12,775,241.20 | 12,775,241.20 | 0.00 | 12,775,241.20 | 12,775,241.20 | 0 % | |

Certified Correct:


JUPITER C. DE VERA
 Accountant III
 Date: *au*

Recommending Approval By:


MA. TERESA F. DUGUILES
 OIC, Finance and Management Division
 Date:

Approved By:


ATTY. DEMOSTHENES R. ESCOTO
 BFAR National Director
 Date:

023070431ED

QUARTERLY REPORT OF REVENUE AND OTHER RECEIPTS
As at the Quarter Ending June 30, 2023


Department : Department of Agriculture (DA)
 Agency/Entity : Bureau of Fisheries and Aquatic Resources
 Operating Unit : Central Office
 Organization Code (UACS) : 05 003 0100000
 Fund Cluster : 03 - Special Account - Locally Funded/Domestic Grants Fund

| Classification/Sources of Revenue and Other Receipts | UACS CODE | REVENUE TARGET (Annual) per BESF | Actual Revenue and Other Receipts Collections | | | | | Cumulative Remittance/Deposits to Date | | | Variance | | Remarks |
|--|------------|----------------------------------|---|----------------------------|---------------------------------|--------------------------------|------------------|--|---------------------|---------------|---------------|-----------|---------|
| | | | 1st Quarter Ending March 31 | 2nd Quarter Ending June 30 | 3rd Quarter Ending September 30 | 4th Quarter Ending December 31 | Total | Remittance to BTr | Deposited with AGDB | Total | Amount | % | |
| 1 | 2 | 3 | 4 | 5 | 6 | 7 | 8=[(6+(-)7)-8+9] | 9 | 10 | 11=(9+10) | 12=(8-3) | 13=(12/3) | 14 |
| Special Account - Locally Funded/Domestic Grants Fund | | 0.00 | 8,336,023.61 | 7,922,318.12 | 0.00 | 0.00 | 16,258,341.73 | 16,177,834.66 | 0.00 | 16,177,834.66 | 16,258,341.73 | | 0 % |
| Revenue Collections | | 0.00 | 8,223,424.41 | 7,922,318.12 | 0.00 | 0.00 | 16,145,742.53 | 16,065,235.46 | 0.00 | 16,065,235.46 | 16,145,742.53 | | 0 % |
| Cash Revenue | | 0.00 | 8,223,424.41 | 7,922,318.12 | 0.00 | 0.00 | 16,145,742.53 | 16,065,235.46 | 0.00 | 16,065,235.46 | 16,145,742.53 | | 0 % |
| Non-Tax | | 0.00 | 8,223,424.41 | 7,922,318.12 | 0.00 | 0.00 | 16,145,742.53 | 16,065,235.46 | 0.00 | 16,065,235.46 | 16,145,742.53 | | 0 % |
| Permit Fees Import | 4020101001 | 0.00 | 3,135,449.00 | 2,934,100.00 | 0.00 | 0.00 | 6,069,549.00 | 5,953,549.00 | 0.00 | 5,953,549.00 | 6,069,549.00 | | 0 % |
| Permit Fees Export | 4020101002 | 0.00 | 3,268,228.81 | 3,566,096.76 | 0.00 | 0.00 | 6,834,325.57 | 6,852,518.50 | 0.00 | 6,852,518.50 | 6,834,325.57 | | 0 % |
| Other Permit Fees | 4020101099 | 0.00 | 215,970.00 | 160,300.00 | 0.00 | 0.00 | 376,270.00 | 385,220.00 | 0.00 | 385,220.00 | 376,270.00 | | 0 % |
| Registration Fees | 4020102000 | 0.00 | 8,550.00 | 1,850.00 | 0.00 | 0.00 | 10,400.00 | 10,400.00 | 0.00 | 10,400.00 | 10,400.00 | | 0 % |
| Clearance Fees | 4020104001 | 0.00 | 52,750.00 | 28,750.00 | 0.00 | 0.00 | 81,500.00 | 81,500.00 | 0.00 | 81,500.00 | 81,500.00 | | 0 % |
| Certification Fees | 4020104002 | 0.00 | 388,735.00 | 414,690.00 | 0.00 | 0.00 | 803,425.00 | 811,725.00 | 0.00 | 811,725.00 | 803,425.00 | | 0 % |
| Licensing Fees | 4020106000 | 0.00 | 402,230.00 | 176,738.00 | 0.00 | 0.00 | 578,968.00 | 579,018.00 | 0.00 | 579,018.00 | 578,968.00 | | 0 % |
| Application Fees | 4020113003 | 0.00 | 41,740.00 | 142,026.00 | 0.00 | 0.00 | 183,766.00 | 183,766.00 | 0.00 | 183,766.00 | 183,766.00 | | 0 % |
| Fines and Penalties - Service Income | 4020114000 | 0.00 | 708,521.60 | 497,117.36 | 0.00 | 0.00 | 1,205,638.96 | 1,205,638.96 | 0.00 | 1,205,638.96 | 1,205,638.96 | | 0 % |
| Miscellaneous Income | 4060999000 | 0.00 | 1,250.00 | 650.00 | 0.00 | 0.00 | 1,900.00 | 1,900.00 | 0.00 | 1,900.00 | 1,900.00 | | 0 % |
| Non-Revenue Collections/Other Receipts | | 0.00 | 112,599.20 | 0.00 | 0.00 | 0.00 | 112,599.20 | 112,599.20 | 0.00 | 112,599.20 | 112,599.20 | | 0 % |
| Cash Receipts | | 0.00 | 112,599.20 | 0.00 | 0.00 | 0.00 | 112,599.20 | 112,599.20 | 0.00 | 112,599.20 | 112,599.20 | | 0 % |
| Others | | 0.00 | 112,599.20 | 0.00 | 0.00 | 0.00 | 112,599.20 | 112,599.20 | 0.00 | 112,599.20 | 112,599.20 | | 0 % |
| Due from National Government Agencies | 1030301000 | 0.00 | 112,599.20 | 0.00 | 0.00 | 0.00 | 112,599.20 | 112,599.20 | 0.00 | 112,599.20 | 112,599.20 | | 0 % |
| GRAND TOTAL | | 0.00 | 8,336,023.61 | 7,922,318.12 | 0.00 | 0.00 | 16,258,341.73 | 16,177,834.66 | 0.00 | 16,177,834.66 | 16,258,341.73 | | 0 % |

Certified Correct:


JUPITER C. DE VERA
 Accountant III
 Date: _____

Recommending Approval By:


MA. TERESA F. DUGUILES
 OIC, Finance and Management Division
 Date: _____

Approved By:


ATTY. DEMOSTHENES R. ESCOTO
 BFAR National Director
 Date: _____



QUARTERLY REPORT OF REVENUE AND OTHER RECEIPTS
As at the Quarter Ending June 30, 2023

Department : Department of Agriculture (DA)
 Agency/Entity : Bureau of Fisheries and Aquatic Resources
 Operating Unit : Central Office
 Organization Code (UACS) : 05 003 0100000
 Fund Cluster : 07 - Trust Receipts

| Classification/Sources of Revenue and Other Receipts | UACS CODE | REVENUE TARGET (Annual) per BESF | Actual Revenue and Other Receipts Collections | | | | | Cumulative Remittance/Deposits to Date | | | Variance | | Remarks |
|---|-----------|----------------------------------|---|----------------------------|---------------------------------|--------------------------------|-------------------|--|---------------------|-------------------|-------------------|------------|---------|
| | | | 1st Quarter Ending March 31 | 2nd Quarter Ending June 30 | 3rd Quarter Ending September 30 | 4th Quarter Ending December 31 | Total | Remittance to BTr | Deposited with AGDB | Total | Amount | % | |
| | | | 4 | 5 | 6 | 7 | 8=[(6+(-)7)-8+9] | 9 | 10 | 11=(9+10) | 12=(8-3) | 13=(12/3) | |
| | | 0.00 | 455,594.00 | 353,450.00 | 0.00 | 0.00 | 809,044.00 | 809,044.00 | 0.00 | 809,044.00 | 809,044.00 | 0 % | |
| Trust Receipts | | 0.00 | 455,594.00 | 353,450.00 | 0.00 | 0.00 | 809,044.00 | 809,044.00 | 0.00 | 809,044.00 | 809,044.00 | 0 % | |
| Other Trust Receipts Deposited with the National Treasury | | 0.00 | 64,994.00 | 1,950.00 | 0.00 | 0.00 | 66,944.00 | 66,944.00 | 0.00 | 66,944.00 | 66,944.00 | 0 % | |
| Guaranty/Security Deposits Payable | | 0.00 | 64,994.00 | 1,950.00 | 0.00 | 0.00 | 66,944.00 | 66,944.00 | 0.00 | 66,944.00 | 66,944.00 | 0 % | |
| Trust Receipts Deposited with Authorized Government Depository Banks (AGDB) | | 0.00 | 390,600.00 | 351,500.00 | 0.00 | 0.00 | 742,100.00 | 742,100.00 | 0.00 | 742,100.00 | 742,100.00 | 0 % | |
| Trust Liabilities | | 0.00 | 390,600.00 | 351,500.00 | 0.00 | 0.00 | 742,100.00 | 742,100.00 | 0.00 | 742,100.00 | 742,100.00 | 0 % | |
| GRAND TOTAL | | 0.00 | 455,594.00 | 353,450.00 | 0.00 | 0.00 | 809,044.00 | 809,044.00 | 0.00 | 809,044.00 | 809,044.00 | 0 % | |

Certified Correct:


JUPITER C. DE VERA
 Accountant III
 Date: *aw c. v.*

Recommending Approval By:


MA. TERESA F. DUGUILES
 OIC, Finance and Management Division
 Date:

Approved By:


ATTY. DEMOSTHENES R. ESCOTO
 BFAR National Director
 Date: