


QUARTERLY REPORT OF REVENUE AND OTHER RECEIPTS

As at the Quarter Ending June 30, 2022


Department : Department of Agriculture (DA)
 Agency : Bureau of Fisheries and Aquatic Resources
 Operating Unit : Central Office
 Organization Code (UACS) : 05 003 0100000
 Fund Cluster : 01 - Regular Agency Fund

Classification/Sources of Revenue and Other Receipts	UACS CODE	REVENUE TARGET (Annual) per BESF	Actual Revenue and Other Receipts Collections					Cumulative Remittance/Deposits to Date			Variance		Remarks
			1st Quarter Ending March 31	2nd Quarter Ending June 30	3rd Quarter Ending Sept. 30	4th Quarter Ending Dec. 31	Total	Remittance to BTr	Deposited with AGDB	TOTAL	Amount	%	
1	2	3	4	5	6	7	8=[(6+(-)7)-8+9]	9	10	11=(9+10)	12=(8-3)	13=(12/3)	14
Regular Agency Fund		0.00	4,682,825.49	3,630,166.27	0.00	0.00	8,312,991.76	8,330,666.76	0.00	8,330,666.76	8,312,991.76	0%	
Revenue Collections		0.00	3,745,686.00	3,300,285.00	0.00	0.00	7,045,971.00	7,063,646.00	0.00	7,063,646.00	7,045,971.00	0%	
Cash Revenue		0.00	3,745,686.00	3,300,285.00	0.00	0.00	7,045,971.00	7,063,646.00	0.00	7,063,646.00	7,045,971.00	0%	
Non-Tax		0.00	3,745,686.00	3,300,285.00	0.00	0.00	7,045,971.00	7,063,646.00	0.00	7,063,646.00	7,045,971.00	0%	
Analysis Fees	4020113001	0.00	283,263.00	146,105.00	0.00	0.00	429,368.00	447,043.00	0.00	447,043.00	429,368.00	0%	
Rent/Lease Income	4020205000	0.00	2,516,017.00	873,487.00	0.00	0.00	3,389,504.00	3,389,804.00	0.00	3,389,504.00	3,389,804.00	0%	
Miscellaneous Income	4060999000	0.00	946,406.00	2,280,693.00	0.00	0.00	3,227,099.00	3,227,099.00	0.00	3,227,099.00	3,227,099.00	0%	
Non-Revenue Collections/Other Receipts		0.00	937,139.49	329,881.27	0.00	0.00	1,267,020.76	1,267,020.76	0.00	1,267,020.76	1,267,020.76	0%	
Cash Receipts		0.00	937,139.49	329,881.27	0.00	0.00	1,267,020.76	1,267,020.76	0.00	1,267,020.76	1,267,020.76	0%	
Others		0.00	937,139.49	329,881.27	0.00	0.00	1,267,020.76	1,267,020.76	0.00	1,267,020.76	1,267,020.76	0%	
Petty Cash	1010102000	0.00	10,001.71	40,981.92	0.00	0.00	50,983.63	50,983.63	0.00	50,983.63	50,983.63	0%	
Receivables - Disallowances/Charges	1030501000	0.00	31,325.00	100,269.13	0.00	0.00	131,594.13	131,594.13	0.00	131,594.13	131,594.13	0%	
Due from Officers and Employees	1030502000	0.00	0.00	30,055.95	0.00	0.00	30,055.95	30,055.95	0.00	30,055.95	30,055.95	0%	
Due from Non-Government Organizations/People's Organizations	1030503000	0.00	0.00	153,309.15	0.00	0.00	153,309.15	153,309.15	0.00	153,309.15	153,309.15	0%	
Other Receivables	1030599000	0.00	846,855.03	0.00	0.00	0.00	846,855.03	846,855.03	0.00	846,855.03	846,855.03	0%	
Advances for Operation Expenses	1990101000	0.00	0.00	1,717.16	0.00	0.00	1,717.16	1,717.16	0.00	1,717.16	1,717.16	0%	
Advances for Special Disbursing Officer	1990103000	0.00	48,957.75	1,010.96	0.00	0.00	49,968.71	49,968.71	0.00	49,968.71	49,968.71	0%	
Other Payables	2999999000	0.00	0.00	2,537.00	0.00	0.00	2,537.00	2,537.00	0.00	2,537.00	2,537.00	0%	
TOTAL		0.00	4,682,825.49	3,630,166.27	0.00	0.00	8,312,991.76	8,330,666.76	0.00	8,330,666.76	8,312,991.76	0%	

Certified Correct:

 LINA F. ZULUETA
 Chief Accountant

Recommending Approval:

 ZALDY P. PEREZ
 Chief Finance and Management Division

Approved By:

 NESTOR D. DOMENDEN
 OIC-BFAR National Director


ME ANN.

022080308PD

QUARTERLY REPORT OF REVENUE AND OTHER RECEIPTS
As at the Quarter Ending June 30, 2022


Department : Department of Agriculture (DA)
 Agency : Bureau of Fisheries and Aquatic Resources
 Operating Unit : Central Office
 Organization Code (UACS) : 05 003 0100000
 Fund Cluster : 03 - Special Account - Locally Funded/Domestic Grants Fund

Classification/Sources of Revenue and Other Receipts	UACS CODE	REVENUE TARGET (Annual) per BESF	Actual Revenue and Other Receipts Collections					Cumulative Remittance/Deposits to Date			Variance		Remarks
			1st Quarter Ending March 31	2nd Quarter Ending June 30	3rd Quarter Ending Sept. 30	4th Quarter Ending Dec. 31	Total	Remittance to BTr	Deposited with AGDB	TOTAL	Amount	%	
1	2	3	4	5	6	7	8=({6+(-)7}-6+9)	9	10	11=(9+10)	12=(8-3)	13=(12/3)	14
Special Account - Locally Funded/Domestic Grants Fund		0.00	16,683,535.59	21,376,773.40	0.00	0.00	38,060,308.99	38,093,012.12	0.00	38,093,012.12	38,060,308.99	0%	
Revenue Collections		0.00	16,683,535.59	21,376,773.40	0.00	0.00	38,060,308.99	38,093,012.12	0.00	38,093,012.12	38,060,308.99	0%	
Cash Revenue		0.00	16,683,535.59	21,376,773.40	0.00	0.00	38,060,308.99	38,093,012.12	0.00	38,093,012.12	38,060,308.99	0%	
Non-Tax		0.00	16,683,535.59	21,376,773.40	0.00	0.00	38,060,308.99	38,093,012.12	0.00	38,093,012.12	38,060,308.99	0%	
Permit Fees Import	4020101001	0.00	12,008,660.00	16,221,458.19	0.00	0.00	28,230,118.19	28,259,136.25	0.00	28,259,136.25	28,230,118.10	0%	
Permit Fees Export	4020101002	0.00	3,360,840.69	3,757,472.21	0.00	0.00	7,118,312.90	7,106,991.97	0.00	7,106,991.97	7,118,312.90	0%	
Other Permit Fees	4020101099	0.00	260,970.00	273,315.00	0.00	0.00	534,285.00	538,445.00	0.00	538,445.00	534,285.00	0%	
Registration Fees	4020102000	0.00	3,600.00	5,000.00	0.00	0.00	8,600.00	8,600.00	0.00	8,600.00	8,600.00	0%	
Clearance Fees	4020104001	0.00	53,750.00	40,400.00	0.00	0.00	94,150.00	93,550.00	0.00	93,550.00	94,150.00	0%	
Certification Fees	4020104002	0.00	282,485.90	273,812.00	0.00	0.00	556,297.90	568,497.90	0.00	568,497.90	556,297.90	0%	
Licensing Fees	4020106000	0.00	432,926.00	348,246.00	0.00	0.00	778,172.00	778,818.00	0.00	778,818.00	778,172.00	0%	
Application Fees	4020113003	0.00	46,800.00	37,200.00	0.00	0.00	84,000.00	82,600.00	0.00	82,600.00	84,000.00	0%	
Fines and Penalties - Service Income	4020114000	0.00	231,753.00	420,800.00	0.00	0.00	652,553.00	652,553.00	0.00	652,553.00	652,553.00	0%	
Miscellaneous Income	4060999000	0.00	1,750.00	2,070.00	0.00	0.00	3,820.00	3,820.00	0.00	3,820.00	3,820.00	0%	
TOTAL		0.00	16,683,535.59	21,376,773.40	0.00	0.00	38,060,308.99	38,093,012.12	0.00	38,093,012.12	38,060,308.99	0%	

Certified Correct:

 LINAY ZULUETA
 Chief Accountant

Recommending Approval:

 ZALDY P. PEREZ
 Chief Finance and Management Division


Approved By:

 NESTOR D. DOMENDEN
 OIC-BFAR National Director



QUARTERLY REPORT OF REVENUE AND OTHER RECEIPTS
As at the Quarter Ending June 30, 2022


Department : Department of Agriculture (DA)
 Agency : Bureau of Fisheries and Aquatic Resources
 Operating Unit : Central Office
 Organization Code (UACS) : 05 003 0100000
 Fund Cluster : 04 - Special Account - Foreign Assisted/Foreign Grants Fund

Classification/Sources of Revenue and Other Receipts	UACS CODE	REVENUE TARGET (Annual) per BESF	Actual Revenue and Other Receipts Collections					Cumulative Remittance/Deposits to Date			Variance		Remarks
			1st Quarter Ending March 31	2nd Quarter Ending June 30	3rd Quarter Ending Sept. 30	4th Quarter Ending Dec. 31	Total	Remittance to BTr	Deposited with AGDB	TOTAL	Amount	%	
1	2	3	4	5	6	7	8=[6+(-)+7]-8+9	9	10	11=(9+10)	12=(8-3)	13=(12/3)	14
Special Account - Foreign Assisted/Foreign Grants Fund		0.00	0.00	373.92	0.00	0.00	373.92	373.92	0.00	373.92	373.92	0%	
Revenue Collections		0.00	0.00	373.92	0.00	0.00	373.92	373.92	0.00	373.92	373.92	0%	
Cash Revenue		0.00	0.00	373.92	0.00	0.00	373.92	373.92	0.00	373.92	373.92	0%	
Non-Tax		0.00	0.00	373.92	0.00	0.00	373.92	373.92	0.00	373.92	373.92	0%	
Others	4020221099	0.00	0.00	373.92	0.00	0.00	373.92	373.92	0.00	373.92	373.92	0%	
TOTAL		0.00	0.00	373.92	0.00	0.00	373.92	373.92	0.00	373.92	373.92	0%	

Certified Correct:

 LINA F. ILUETA
 Chief Accountant

Recommending Approval:

 ZALDY P. PEREZ
 Chief, Finance and Management Division

Approved By:

 NESTOR D. DOMENDEN
 OIC-BFAR National Director

MRE
 AMI

QUARTERLY REPORT OF REVENUE AND OTHER RECEIPTS
As at the Quarter Ending June 30, 2022

Department : Department of Agriculture (DA)
 Agency : Bureau of Fisheries and Aquatic Resources
 Operating Unit : Central Office
 Organization Code (UACS) : 05 003 0100000
 Fund Cluster : 07 - Trust Receipts

Classification/Sources of Revenue and Other Receipts	UACS CODE	REVENUE TARGET (Annual) per BESF	Actual Revenue and Other Receipts Collections					Cumulative Remittance/Deposits to Date			Variance		Remarks
			1st Quarter Ending March 31	2nd Quarter Ending June 30	3rd Quarter Ending Sept. 30	4th Quarter Ending Dec. 31	Total	Remittance to BTr	Deposited with AGOB	TOTAL	Amount	%	
1	2	3	4	5	6	7	8=[(6+(-)7)-8+9]	9	10	11=(9+10)	12=(8-3)	13=(12/3)	14
Trust Receipts		0.00	846,423.89	312,292.08	0.00	0.00	1,158,715.97	24,850.00	1,133,865.97	1,158,715.97	1,158,715.97	0 %	
Other Trust Receipts Deposited with the National Treasury		0.00	17,160.00	7,700.00	0.00	0.00	24,850.00	24,850.00	0.00	24,850.00	24,850.00	0 %	
Guaranty/Security Deposits Payable		0.00	17,160.00	7,700.00	0.00	0.00	24,850.00	24,850.00	0.00	24,850.00	24,850.00	0 %	
Trust Receipts Deposited with Authorized Government Depository Banks (AGDB)		0.00	829,273.89	304,592.08	0.00	0.00	1,133,865.97	0.00	1,133,865.97	1,133,865.97	1,133,865.97	0 %	
Due from Regional Offices		0.00	620,773.89	0.00	0.00	0.00	620,773.89	0.00	620,773.89	620,773.89	620,773.89	0 %	
Trust Liabilities		0.00	208,600.00	304,592.08	0.00	0.00	513,092.08	0.00	513,092.08	513,092.08	513,092.08	0 %	
TOTAL		0.00	846,423.89	312,292.08	0.00	0.00	1,158,715.97	24,850.00	1,133,865.97	1,158,715.97	1,158,715.97	0 %	

[Signature]
 Certified Correct
 LINA F. ALDETA
 Chief Accountant

Recommending Approval:
[Signature]
 ZALDY P. PEREZ
 Chief Finance and Management Division

Approved By:
[Signature]
 NESTOR D. DOMENDEN
 OIC-BFAR National Director
 NRE
 amh