

QUARTERLY REPORT OF REVENUE AND OTHER RECEIPTS
As at the Quarter Ending December 31, 2021

Department : Department of Agriculture (DA)
Agency : Bureau of Fisheries and Aquatic Resources
Operating Unit : Central Office
Organization Code (UACS) : 05 003 0100000
Fund Cluster : 01 - Regular Agency Fund

Classification/Sources of Revenue and Other Receipts	UACS CODE	REVENUE TARGET (Annual) per BESF	Actual Revenue and Other Receipts Collections					Cumulative Remittance/Deposits to Date			Variance		Remarks
			1st Quarter Ending March 31	2nd Quarter Ending June 30	3rd Quarter Ending Sept. 30	4th Quarter Ending Dec. 31	Total	Remittance to BTr	Deposited with AGDB	TOTAL	Amount	%	
1	2	3	4	5	6	7	8=[(6+(-)7)-8+9]	9	10	11=(9+10)	12=(8-3)	13=(12/3)	14
Regular Agency Fund		0.00	10,911,401.03	2,091,741.55	2,064,487.25	7,351,412.57	22,419,042.40	22,435,117.40	0.00	22,435,117.40	22,419,042.40	0 %	
Revenue Collections		0.00	2,229,436.60	1,896,430.00	1,697,785.00	2,551,457.93	8,375,109.53	8,357,434.53	0.00	8,357,434.53	8,375,109.53	0 %	
Cash Revenue		0.00	2,229,436.60	1,896,430.00	1,697,785.00	2,551,457.93	8,375,109.53	8,357,434.53	0.00	8,357,434.53	8,375,109.53	0 %	
Non-Tax		0.00	2,229,436.60	1,896,430.00	1,697,785.00	2,551,457.93	8,375,109.53	8,357,434.53	0.00	8,357,434.53	8,375,109.53	0 %	
Analysis Fees	4020113001	0.00	215,820.00	179,205.00	245,170.00	307,945.00	948,140.00	930,465.00	0.00	930,465.00	948,140.00	0 %	
Rent/Lease Income	4020205000	0.00	1,407,169.60	799,533.00	805,864.00	1,622,853.00	4,635,419.60	4,635,419.60	0.00	4,635,419.60	4,635,419.60	0 %	
Miscellaneous Income	4060999000	0.00	606,447.00	917,692.00	646,751.00	620,659.93	2,791,549.93	2,791,549.93	0.00	2,791,549.93	2,791,549.93	0 %	
Non-Revenue Collections/Other Receipts		0.00	8,681,964.43	195,311.55	366,702.25	4,799,954.64	14,043,932.87	14,077,682.87	0.00	14,077,682.87	14,043,932.87	0 %	
Cash Receipts		0.00	8,681,964.43	195,311.55	366,702.25	4,799,954.64	14,043,932.87	14,077,682.87	0.00	14,077,682.87	14,043,932.87	0 %	
Others		0.00	8,681,964.43	195,311.55	366,702.25	4,799,954.64	14,043,932.87	14,077,682.87	0.00	14,077,682.87	14,043,932.87	0 %	
Petty Cash	1010102000	0.00	15,623.72	18,010.16	(1,214.50)	94.45	32,513.83	32,513.83	0.00	32,513.83	32,513.83	0 %	
Accounts Receivable	1030101000	0.00	4,285,256.34	0.00	165,011.87	15,329.20	4,465,597.41	4,465,597.41	0.00	4,465,597.41	4,465,597.41	0 %	
Due from National Government Agencies	1030301000	0.00	0.00	0.00	95,556.96	2,237,649.98	2,333,206.94	2,333,206.94	0.00	2,333,206.94	2,333,206.94	0 %	
Due from Government-Owned and/or Controlled Corporations	1030302000	0.00	4,146,821.01	0.00	0.00	0.00	4,146,821.01	4,146,821.01	0.00	4,146,821.01	4,146,821.01	0 %	
Due from Local Government Units	1030303000	0.00	0.00	0.00	0.00	441,932.00	441,932.00	441,932.00	0.00	441,932.00	441,932.00	0 %	
Receivables - Disallowances/Charges	1030501000	0.00	44,420.00	45,000.00	48,280.00	23,825.00	161,525.00	161,525.00	0.00	161,525.00	161,525.00	0 %	
Due from Officers and Employees	1030502000	0.00	0.00	11,898.00	17,656.50	64,100.18	93,654.68	93,654.68	0.00	93,654.68	93,654.68	0 %	
Other Receivables	1030599000	0.00	58,812.41	49,245.64	17,000.00	127,983.46	253,041.51	253,041.51	0.00	253,041.51	253,041.51	0 %	
Advances for Operation Expenses	1990101000	0.00	24,725.57	2,239.50	5,585.90	1,700.00	34,250.97	34,250.97	0.00	34,250.97	34,250.97	0 %	
Advances for Special Disbursing Officer	1990103000	0.00	72,485.64	44,918.25	1,158.44	31,673.18	150,235.51	150,235.51	0.00	150,235.51	150,235.51	0 %	
Advances to Officers and Employees	1990104000	0.00	0.00	1,050.00	1,467.08	78,178.69	80,695.77	80,695.77	0.00	80,695.77	80,695.77	0 %	
Due to Officers and Employees	2010102000	0.00	33,819.74	0.00	0.00	0.00	33,819.74	33,819.74	0.00	33,819.74	33,819.74	0 %	
Other Unearned Revenue	2050299000	0.00	0.00	22,950.00	16,200.00	1,777,350.00	1,816,500.00	1,850,250.00	0.00	1,850,250.00	1,816,500.00	0 %	
Other Payables	2999999000	0.00	0.00	0.00	0.00	138.50	138.50	138.50	0.00	138.50	138.50	0 %	
TOTAL		0.00	10,911,401.03	2,091,741.55	2,064,487.25	7,351,412.57	22,419,042.40	22,435,117.40	0.00	22,435,117.40	22,419,042.40	0 %	

022020251FD


Certified Correct:


LINA F. ZULUETA

Chief Accountant *Ok*

Date: 2022-01-31 13:56:32

Recommending Approval:


ZALDY P. PEREZ

Chief, Finance and Management Division

Date: 2022-01-31 14:59:48

Approved By:


COMMODORE EDUARDO B. GONGONA (PGG (RET.))


BFAR National Director


Date: 2022-01-31 14:59:58



QUARTERLY REPORT OF REVENUE AND OTHER RECEIPTS
As at the Quarter Ending December 31, 2021

Department : Department of Agriculture (DA)
 Agency : Bureau of Fisheries and Aquatic Resources
 Operating Unit : Central Office
 Organization Code (UACS) : 05 003 0100000
 Fund Cluster : 02 - Foreign Assisted Projects Fund

Classification/Sources of Revenue and Other Receipts	UACS CODE	REVENUE TARGET (Annual) per BESF	Actual Revenue and Other Receipts Collections					Cumulative Remittance/Deposits to Date			Variance		Remarks
			1st Quarter Ending March 31	2nd Quarter Ending June 30	3rd Quarter Ending Sept. 30	4th Quarter Ending Dec. 31	Total	Remittance to BTr	Deposited with AGDB	TOTAL	Amount	%	
1	2	3	4	5	6	7	8=({6+(-)7}-8+9)	9	10	11=(9+10)	12=(8-3)	13=(12/3)	14
Foreign Assisted Projects Fund		0.00	0.00	261,655.51	0.00	0.00	261,655.51	2,436.55	0.00	2,436.55	261,655.51	0%	
Revenue Collections		0.00	0.00	257,026.53	0.00	0.00	257,026.53	2,436.55	0.00	2,436.55	257,026.53	0%	
Cash Revenue		0.00	0.00	257,026.53	0.00	0.00	257,026.53	2,436.55	0.00	2,436.55	257,026.53	0%	
Non-Tax		0.00	0.00	257,026.53	0.00	0.00	257,026.53	2,436.55	0.00	2,436.55	2,436.55	0%	
Others	4020221099	0.00	0.00	2,436.55	0.00	0.00	2,436.55	2,436.55	0.00	0.00	254,589.98	0%	
Miscellaneous Income	4060999000	0.00	0.00	254,589.98	0.00	0.00	254,589.98	0.00	0.00	0.00	4,628.98	0%	
Non-Revenue Collections/Other Receipts		0.00	0.00	4,628.98	0.00	0.00	4,628.98	0.00	0.00	0.00	4,628.98	0%	
Cash Receipts		0.00	0.00	4,628.98	0.00	0.00	4,628.98	0.00	0.00	0.00	4,628.98	0%	
Others		0.00	0.00	4,628.98	0.00	0.00	4,628.98	0.00	0.00	0.00	4,628.98	0%	
Due from Local Government Units	1030303000	0.00	0.00	4,628.98	0.00	0.00	4,628.98	0.00	0.00	0.00	4,628.98	0%	
TOTAL		0.00	0.00	261,655.51	0.00	0.00	261,655.51	2,436.55	0.00	2,436.55	261,655.51	0%	

Certified Correct:

 LINA F. ZULUETA
 Chief Accountant
 Date: 2022-01-31 13:56:32


Recommending Approval:

 ZALDY P. PEREZ
 Chief, Finance and Management Division
 Date: 2022-01-31 14:59:48


Approved By:

 COMMODORE EDUARDO B. GONGONA PCG (RET.)
 BFAR National Director
 Date: 2022-01-31 14:59:58




QUARTERLY REPORT OF REVENUE AND OTHER RECEIPTS
As at the Quarter Ending December 31, 2021

Department : Department of Agriculture (DA)
 Agency : Bureau of Fisheries and Aquatic Resources
 Operating Unit : Central Office
 Organization Code (UACS) : 05 003 0100000
 Fund Cluster : 03 - Special Account - Locally Funded/Domestic Grants Fund

Classification/Sources of Revenue and Other Receipts	UACS CODE	REVENUE TARGET (Annual) per BESF	Actual Revenue and Other Receipts Collections					Cumulative Remittance/Deposits to Date			Variance		Remarks
			1st Quarter Ending March 31	2nd Quarter Ending June 30	3rd Quarter Ending Sept. 30	4th Quarter Ending Dec. 31	Total	Remittance to BTr	Deposited with AGDB	TOTAL	Amount	%	
1	2	3	4	5	6	7	8=[(6+(-)7)-8+9]	9	10	11=(9+10)	12=(8-3)	13=(12/3)	14
Special Account - Locally Funded/Domestic Grants Fund		0.00	8,662,355.19	9,109,632.31	15,787,093.69	28,418,519.08	61,977,600.27	62,063,265.20	0.00	62,063,265.20	61,977,600.27	0 %	
Revenue Collections		0.00	8,662,355.19	9,109,632.31	15,787,093.69	28,418,519.08	61,977,600.27	62,063,265.20	0.00	62,063,265.20	61,977,600.27	0 %	
Cash Revenue		0.00	8,662,355.19	9,109,632.31	15,787,093.69	28,418,519.08	61,977,600.27	62,063,265.20	0.00	62,063,265.20	61,977,600.27	0 %	
Non-Tax		0.00	8,662,355.19	9,109,632.31	15,787,093.69	28,418,519.08	61,977,600.27	62,063,265.20	0.00	62,063,265.20	61,977,600.27	0 %	
Permit Fees Import	4020101001	0.00	2,952,202.00	2,201,550.00	7,199,075.00	23,043,753.50	35,396,580.50	35,406,730.50	0.00	35,406,730.50	35,396,580.50	0 %	
Permit Fees Export	4020101002	0.00	2,584,742.64	3,190,142.81	3,605,487.49	3,834,288.40	13,214,661.34	13,212,060.27	0.00	13,212,060.27	13,214,661.34	0 %	
Other Permit Fees	4020101099	0.00	186,786.43	273,186.00	159,510.00	224,423.00	843,905.43	835,545.43	0.00	835,545.43	843,905.43	0 %	
Registration Fees	4020102000	0.00	800.00	1,800.00	3,200.00	4,800.00	10,600.00	10,600.00	0.00	10,600.00	10,600.00	0 %	
Clearance Fees	4020104001	0.00	52,800.00	41,750.00	32,500.00	33,600.00	160,650.00	159,950.00	0.00	159,950.00	160,650.00	0 %	
Certification Fees	4020104002	0.00	381,914.00	432,536.00	435,052.00	360,172.00	1,609,674.00	1,618,334.00	0.00	1,618,334.00	1,609,674.00	0 %	
Licensing Fees	4020106000	0.00	685,677.00	462,115.00	589,927.20	494,387.50	2,232,106.70	2,307,922.70	0.00	2,307,922.70	2,232,106.70	0 %	
Application Fees	4020113003	0.00	61,200.00	77,000.00	67,650.00	44,808.00	250,658.00	253,058.00	0.00	253,058.00	250,658.00	0 %	
Fines and Penalties - Service Income	4020114000	0.00	1,753,253.00	2,425,732.50	3,692,092.00	375,886.68	8,246,964.18	8,246,964.18	0.00	8,246,964.18	8,246,964.18	0 %	
Miscellaneous Income	4060999000	0.00	2,980.12	3,820.00	2,600.00	2,400.00	11,800.12	12,100.12	0.00	12,100.12	11,800.12	0 %	
TOTAL		0.00	8,662,355.19	9,109,632.31	15,787,093.69	28,418,519.08	61,977,600.27	62,063,265.20	0.00	62,063,265.20	61,977,600.27	0 %	

Certified Correct:

 LINA F. ZULUETA
 Chief Accountant
 Date: 2022-01-31 13:56:32


Recommending Approval:

 ZALDY P. PEREZ
 Chief, Finance and Management Division
 Date: 2022-01-31 14:59:48


Approved By:

 COMMODORE EDUARDO B. GONGONA PCC (RET.)
 BFAR National Director
 Date: 2022-01-31 14:59:58


QUARTERLY REPORT OF REVENUE AND OTHER RECEIPTS
As at the Quarter Ending December 31, 2021

Department : Department of Agriculture (DA)
 Agency : Bureau of Fisheries and Aquatic Resources
 Operating Unit : Central Office
 Organization Code (UACS) : 05 003 0100000
 Fund Cluster : 04 - Special Account - Foreign Assisted/Foreign Grants Fund

Classification/Sources of Revenue and Other Receipts	UACS CODE	REVENUE TARGET (Annual) per BESF	Actual Revenue and Other Receipts Collections					Cumulative Remittance/Deposits to Date			Variance		Remarks
			1st Quarter Ending March 31	2nd Quarter Ending June 30	3rd Quarter Ending Sept. 30	4th Quarter Ending Dec. 31	Total	Remittance to BTr	Deposited with AGDB	TOTAL	Amount	%	
1	2	3	4	5	6	7	8={{6+(-)7}-8+9}}	9	10	11=(9+10)	12=(8-3)	13=(12/3)	14
Special Account - Foreign Assisted/Foreign Grants Fund		0.00	0.00	1,535.65	335.74	0.00	1,871.39	0.00	0.00	0.00	1,871.39	0 %	
Revenue Collections		0.00	0.00	1,535.65	335.74	0.00	1,871.39	0.00	0.00	0.00	1,871.39	0 %	
Cash Revenue		0.00	0.00	1,535.65	335.74	0.00	1,871.39	0.00	0.00	0.00	1,871.39	0 %	
Non-Tax		0.00	0.00	1,535.65	335.74	0.00	1,871.39	0.00	0.00	0.00	1,871.39	0 %	
Others	4020221099	0.00	0.00	1,535.65	335.74	0.00	1,871.39	0.00	0.00	0.00	1,871.39	0 %	
TOTAL		0.00	0.00	1,535.65	335.74	0.00	1,871.39	0.00	0.00	0.00	1,871.39	0 %	

Certified Correct:

 LINA F. ZULUETA
 Chief Accountant
 Date: 2022-01-31 13:56:32

Recommending Approval:

 ZALDY P. PEREZ
 Chief, Finance and Management Division
 Date: 2022-01-31 14:59:48


Approved By:


 COMODORE EDUARDO B. GONGORA POG (RET.)
 BFAR National Director
 Date: 2022-01-31 14:59:58


QUARTERLY REPORT OF REVENUE AND OTHER RECEIPTS
As at the Quarter Ending December 31, 2021

Department : Department of Agriculture (DA)
 Agency : Bureau of Fisheries and Aquatic Resources
 Operating Unit : Central Office
 Organization Code (UACS) : 05 003 0100000
 Fund Cluster : 07 - Trust Receipts

Classification/Sources of Revenue and Other Receipts	UACS CODE	REVENUE TARGET (Annual) per BESF	Actual Revenue and Other Receipts Collections					Cumulative Remittance/Deposits to Date			Variance		Remarks
			1st Quarter Ending March 31	2nd Quarter Ending June 30	3rd Quarter Ending Sept. 30	4th Quarter Ending Dec. 31	Total	Remittance to BTr	Deposited with AGDB	TOTAL	Amount	%	
1	2	3	4	5	6	7	8=[(6+(-)7)-8+9]	9	10	11=(9+10)	12=(8-3)	13=(12/3)	14
Trust Receipts		0.00	29,262,100.00	510,349.50	339,557.00	1,443,887.72	31,555,894.22	521,749.50	31,034,144.72	31,555,894.22	31,555,894.22	0 %	
Inter-Agency Transferred Funds (IATF) Deposited with the National Treasury		0.00	29,020,000.00	0.00	0.00	0.00	29,020,000.00	0.00	29,020,000.00	29,020,000.00	29,020,000.00	0 %	
Due to NGAs		0.00	29,020,000.00	0.00	0.00	0.00	29,020,000.00	0.00	29,020,000.00	29,020,000.00	29,020,000.00	0 %	
Other Trust Receipts Deposited with the National Treasury		0.00	11,150.00	400,649.50	4,250.00	105,700.00	521,749.50	521,749.50	0.00	521,749.50	521,749.50	0 %	
Guaranty/Security Deposits Payable		0.00	11,150.00	400,649.50	4,250.00	105,700.00	521,749.50	521,749.50	0.00	521,749.50	521,749.50	0 %	
Trust Receipts Deposited with Authorized Government Depository Banks (AGDB)		0.00	230,950.00	109,700.00	335,307.00	1,338,187.72	2,014,144.72	0.00	2,014,144.72	2,014,144.72	2,014,144.72	0 %	
Trust Liabilities		0.00	230,950.00	109,700.00	335,307.00	374,260.00	1,050,217.00	0.00	1,050,217.00	1,050,217.00	1,050,217.00	0 %	
Interest Income		0.00	0.00	0.00	0.00	7,397.88	7,397.88	0.00	7,397.88	7,397.88	7,397.88	0 %	
Due from Regional Offices		0.00	0.00	0.00	0.00	956,529.84	956,529.84	0.00	956,529.84	956,529.84	956,529.84	0 %	
TOTAL		0.00	29,262,100.00	510,349.50	339,557.00	1,443,887.72	31,555,894.22	521,749.50	31,034,144.72	31,555,894.22	31,555,894.22	0 %	

Certified Correct:

 LINA F. ZULUETA
 Chief Accountant
 Date: 2022-01-31 13:56:32

Recommending Approval:

 ZALDY P. PEREZ
 Chief, Finance and Management Division
 Date: 2022-01-31 14:59:48

Approved By:

 COMMODORE EDUARDO B. GONGONA POG (RET.)
 BFAR National Director
 Date: 2022-01-31 14:59:58
